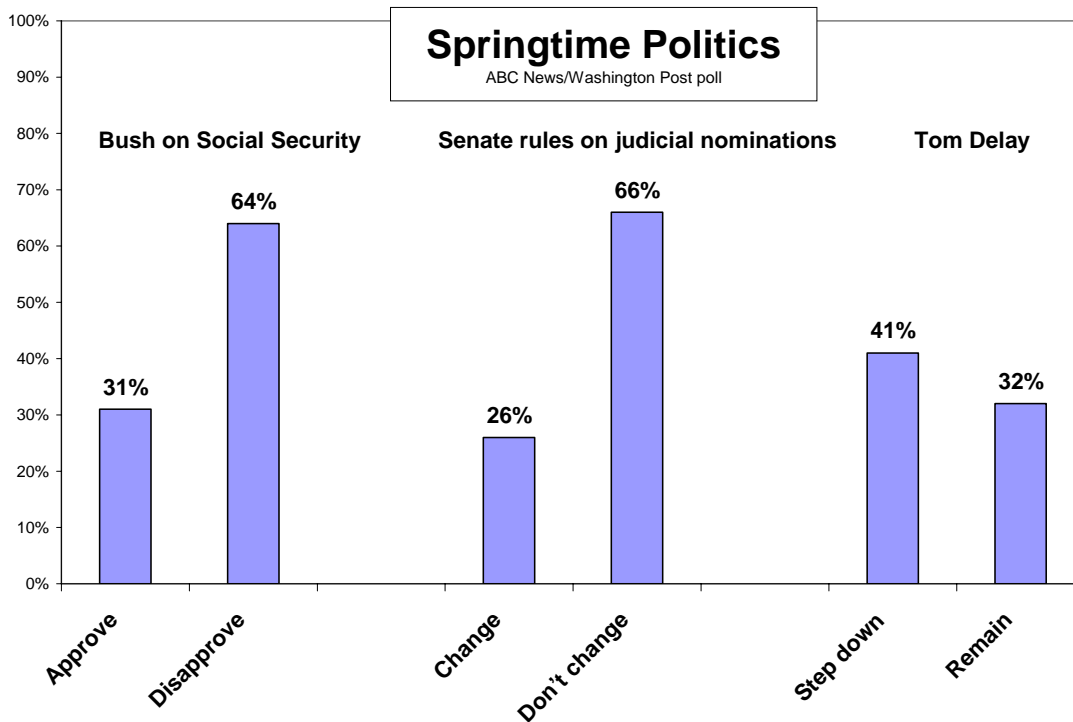


## **Doubts About GOP Leadership Include Bush, Judges and DeLay**

In a triple hit to the Republicans in Washington, Americans express growing discontent with some of George W. Bush's policies, weak support for Tom DeLay as House majority leader and broad opposition to a change in Senate rules on judicial nominations.

Views in this ABC News/Washington Post poll are most lopsided on judges: Sixty-six percent of Americans oppose changing Senate rules to make it easier for the Republicans to approve Bush's judicial nominees, with just 26 percent in favor. That would be the effect of the so-called "nuclear option" being dangled by the Senate majority leader, Bill Frist.

On DeLay, views on one level are divided: He gets an even split in job approval, 35-38 percent, with many having no opinion. But given the ethics complaints against him, the public by 41-32 percent says he should step down as majority leader. And among those who are closely following the ethics issue (just over a third of the public), many more – 63 percent – say he should quit his leadership post.

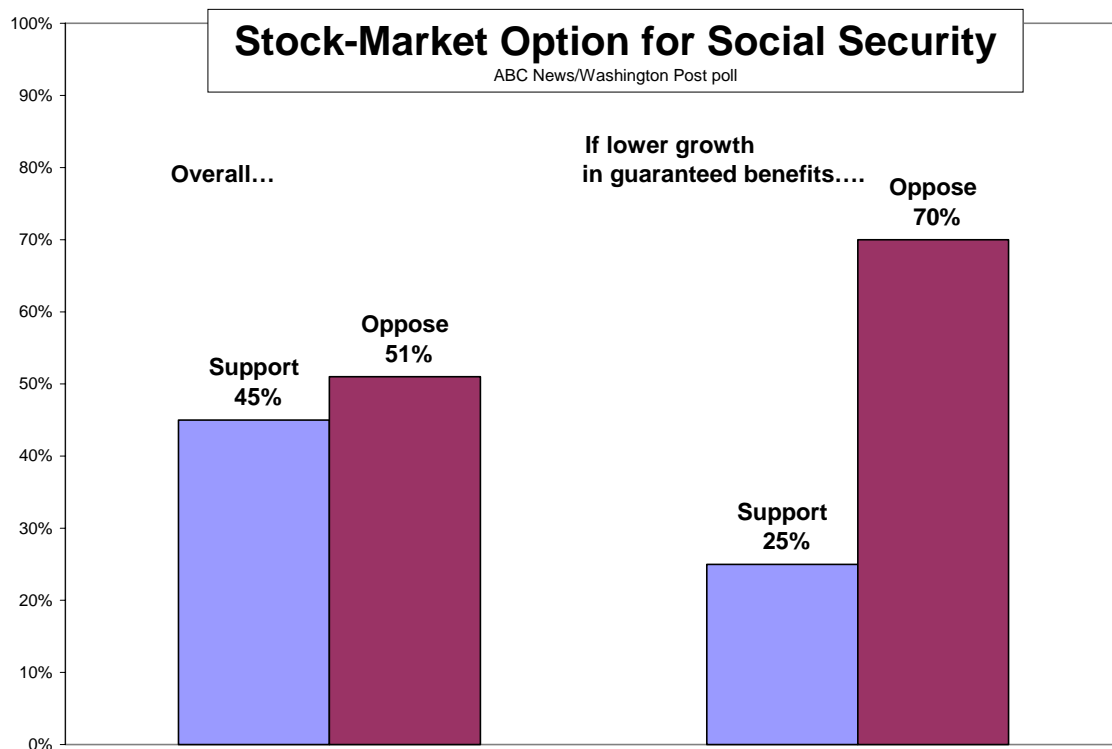


**BUSH** – As for Bush, his approval rating for handling Social Security has fallen to a career low, and on the economy it's a scant point away. His overall job rating, at 47

percent approval, is its lowest since August, though still within its yearlong, roughly 50-50 band. But intensity of sentiment is against him, with Americans 13 points more apt to disapprove strongly than to approve strongly of his work in office – the biggest such gap of his career.

Bush's slide on Social Security comes in the midst of his 60-day campaign to promote revamping the system. For the first time in polls dating to 2000, a bare majority, 51 percent, opposes a stock-market option for Social Security contributions. Support for the idea, at 45 percent, has dropped by 11 points since last month, precisely as Bush has tried to sell it.

Moreover, if establishing private accounts means cutting the rate of growth in guaranteed benefits for future retirees, support plummets to 25 percent, with 70 percent opposed. And when asked whom they trust more to handle Social Security, the public picks the Democrats in Congress over Bush by 50-32 percent – another new low for Bush.



Gasoline prices are hurting as well. Sixty-four percent of Americans say the recent rise in gas prices has caused financial hardship in their household, up seven points to tie the record in polls since 2000. (A third say it's "serious" hardship.) Bush doesn't get all the blame – three in 10 say it's mainly his administration's fault, but a quarter mainly blame U.S. oil companies, and another quarter blame other oil-producing countries.

Still only 35 percent approve of Bush's handling of energy policy, while 54 percent disapprove. And more broadly, 63 percent say the economy is in bad shape, and just 40

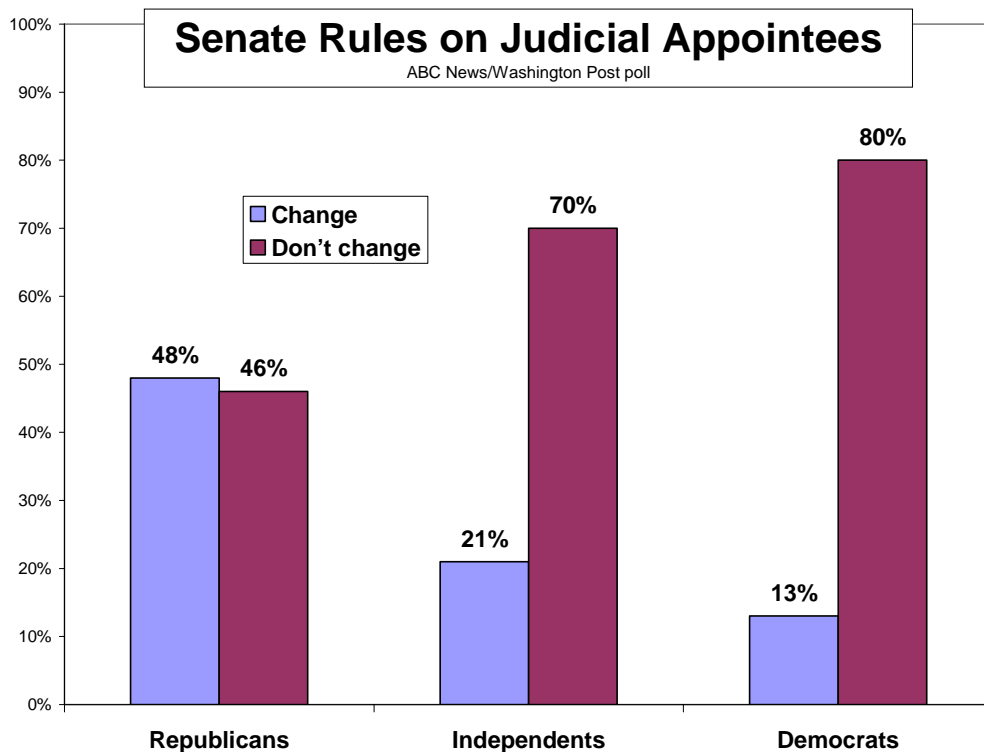
percent approve of the way Bush is handling the economy, a point from his career low. The economy now holds the uncontested top slot as the highest priority for Bush and the Congress, cited by 32 percent, five points more than last month.

There's also broad doubt about the situation in Iraq. Fifty-four percent say the war was not worth fighting, 58 percent say the United States has gotten bogged down in Iraq and 60 percent are not confident Iraq will have a stable, democratic government a year from now. Fifty-six percent disapprove of the way Bush is handling the situation there.

Separately, the nation's response to terrorism, the issue that got Bush re-elected, remains the root of his support. Fifty-six percent approve of the way he's handling it.

**JUDGES** – The public divides evenly overall on how each party in the Senate is handling the confirmation of federal judges. But more support than oppose the Democrats' action to block 10 appeals court nominations, by 48-36 percent. (While that's largely a partisan result, independents side with the Democrats by a 14-point margin.)

Views on changing Senate rules also are partisan. But while Republican divide on the issue, with 48 percent in favor and 46 percent against, opposition is heavily one-sided among Democrats (80-13 percent) and independents (70-21 percent) alike.



More generally, 26 percent of Americans view federal judges overall as "too liberal," while 18 percent see them as "too conservative." Most, however, call them "about right" ideologically.

INFLUENCE and VALUES – In terms of the debate over religion and politics swirling around the issue of judicial nominations, Americans are about as likely to say religious conservatives have too much influence over the Republican Party (40 percent) and to say liberals have too much influence over the Democrats (35 percent). That’s a highly partisan result, but independents are 12 points more apt to see too much religious conservative influence over the Republicans than liberal influence over the Democrats.

	Too much influence?	
	Religious conservatives (over Rep. Party)	Liberals (over Dem. Party)
All	40%	35%
Democrats	52	18
Independents	46	34
Republicans	19	57
Liberals	66	9
Moderates	45	36
Conservatives	16	52

In another measure, 55 percent of Americans say political leaders should not rely on their religious beliefs in making policy decisions. That includes majorities of Democrats and independents (65 and 59 percent, respectively); 62 percent of Republicans, by contrast, say the opposite.

	Should a political leader rely on religions beliefs when making policy decisions?	
	Yes	No
All	40%	55%
Democrats	27	65
Independents	38	59
Republicans	62	35
Liberals	20	77
Moderates	36	58
Conservatives	63	32

Comparing the political parties, Americans overall are nine points more likely to say the Democrats better represent their values (47 percent say so) than the Republicans (38 percent). (Thirty-five percent of respondents in this survey identify themselves as Democrats, 28 percent as Republicans, about the same as the 2004 and 2005 averages in ABC/Post polls. It was even on average, 31-31 percent, in 2003).

Nonetheless, there is a perception among Republicans that their conception of values are on the upswing: Forty-nine percent of Republicans believe that people and groups that hold values similar to theirs are gaining influence in American life. Only about half as many Democrats or independents, 25 percent and 28 percent respectively, say the same.

As long has been the case, views on many of the issues measured in this survey are sharply divided on political, ideological and religious lines. Approval of Bush's performance peaks among Republicans (89 percent), conservatives (72 percent) and evangelical white Protestants (63 percent). It's lowest among Democrats (20 percent), liberals (23 percent) and those who profess no religion (28 percent).

METHODOLOGY – This ABC News/Washington Post poll was conducted by telephone April 21-24, 2005, among a random national sample of 1,007 adults. The results have a three-point error margin. Sampling, data collection and tabulation by TNS of Horsham, Pa.

Analysis by Gary Langer.

ABC News polls can be found at ABCNEWS.com at <http://abcnews.com/pollvault.html>.

Media contact: Cathie Levine, (212) 456-4934.

Full results follow (\*= less than 0.5 percent).

1. Do you approve or disapprove of the way George W. Bush is handling his job as president? Do you approve/disapprove strongly or somewhat?

	-----Approve-----			-----Disapprove-----			No opin.
	NET	Strongly	Somewhat	NET	Somewhat	Strongly	
4/24/05	47	25	22	50	13	38	3
3/13/05	50	31	19	48	11	37	3
1/31/05	50	34	15	45	11	34	5
1/16/05	52	33	19	46	11	35	2
12/19/04	48	27	21	49	12	38	2
10/20/04	50	30	20	46	11	35	4
10/17/04 LV	54	35	19	45	9	36	2
10/16/04 LV	54	35	19	44	10	34	2
10/15/04 LV	54	35	19	44	10	34	2
10/3/04 LV	53	36	17	46	11	34	1
9/26/04	50	33	18	45	13	32	5
9/8/04	52	35	17	43	11	32	5
8/29/04	50	31	19	47	13	34	3
8/1/04	47	28	18	49	13	36	5
7/25/04	50	32	19	47	13	34	3
7/11/04	48	31	17	50	11	39	2
6/20/04	47	30	17	51	13	39	1
5/23/04	47	31	17	50	14	36	3
4/18/04	51	33	18	47	13	34	1
3/7/04	50	32	18	48	12	36	2
2/11/04	50	30	21	47	14	34	2
1/18/04	58	35	24	40	9	30	2
12/21/03	59	39	21	38	15	23	3
12/14/03	57	37	20	39	10	29	5
12/7/03	53	32	21	40	13	27	7
11/16/03	57	34	23	39	11	28	4
10/29/03	56	30	26	42	13	29	2
10/13/03	53	33	20	43	13	29	4
9/30/03	54	34	20	44	15	29	2
9/13/03	58	35	23	40	14	27	2
9/7/03	56	34	22	41	13	28	4

8/11/03	59	37	22	37	14	23	4
7/10/03	59	35	24	38	13	25	3
6/22/03	68	45	23	29	11	18	4
4/30/03	71	50	22	26	17	9	3
4/16/03	74	52	22	23	9	14	3
4/9/03	77	58	19	20	6	14	4
4/3/03	71	54	16	25	7	19	4
3/23/03	68	NA	NA	27	NA	NA	4
3/20/03	67	NA	NA	28	NA	NA	5
3/2/03	62	38	23	35	13	22	4
2/23/03	60	NA	NA	34	NA	NA	6
2/9/03	64	42	21	34	14	20	3
2/1/03	62	41	21	34	13	22	4
1/28/03	62	43	19	36	13	23	2
1/27/03	59	39	21	37	15	22	4
1/20/03	59	36	23	38	16	22	2
12/15/02	66	37	28	32	12	20	2
11/4/02 LV	67	45	23	31	12	20	1
11/3/02 LV	67	45	22	32	12	20	1
11/2/02 LV	67	47	20	32	9	23	1
10/27/02	67	39	28	29	13	16	4
9/26/02	67	42	25	30	12	18	3
9/8/02	71	42	28	27	12	15	3
7/28/02	69	39	31	28	14	14	3
7/15/02	72	42	31	25	12	13	2
6/17/02	74	42	32	22	9	13	4
6/9/02	77	41	36	20	9	11	3
5/19/02	76	48	28	22	8	13	3
4/21/02	78	47	31	20	9	10	2
3/28/02	79	49	30	18	8	10	3
3/10/02	82	52	30	16	9	7	2
1/27/02	83	56	27	14	7	7	3
12/19/01	86	64	22	12	6	6	2
11/27/01	89	69	21	9	4	5	1
11/6/01	89	65	24	9	5	4	2
10/9/01	92	76	16	6	3	3	1
9/27/01	90	70	20	6	3	3	4
9/13/01	86	63	23	12	5	6	2
9/9/01	55	26	29	41	20	22	3
8/12/01	61	28	33	31	14	17	8
7/30/01	59	28	30	38	17	22	3
6/3/01	55	27	28	40	18	22	6
4/22/01	63	33	30	32	16	16	5
3/25/01	58	NA	NA	33	NA	NA	8
2/25/01	55	NA	NA	23	NA	NA	22

2. Do you approve or disapprove of the way Bush is handling (ITEM)?

4/24/05 - Summary Table

	Approve	Disapprove	No op.
a. Social Security	31	64	5
b. The situation in Iraq	42	56	2
c. The economy	40	57	3
d. The US campaign against terrorism	56	41	3
e. Energy policy	35	54	10

Trend where available:

a. Social Security

Approve	Disapprove	No opinion
---------	------------	------------

4/24/05	31	64	5
3/13/05	35	56	9
1/16/05	38	55	7
12/19/04	38	52	9
4/18/04	41	51	8
3/7/04	38	55	7
10/29/03	40	46	14
9/13/03	43	46	11
4/30/03	49	38	13
12/15/02	49	38	13
9/26/02	42	43	15
7/15/02	54	35	11
1/27/02	54	28	18
9/9/01	41	50	9
7/30/01	46	48	6
6/3/01	46	40	14

b. The situation in Iraq

	Approve	Disapprove	No opinion
4/24/05	42	56	2
3/13/05	39	57	4
1/16/05	40	58	2
12/19/04	42	57	1
9/26/04 RV	47	50	3
8/29/04 RV	47	51	2
7/25/04	45	53	2
6/20/04	44	55	2
5/23/04	40	58	2
4/18/04	45	54	1
3/7/04	46	53	1
2/11/04	47	52	1
1/18/04	55	42	2
12/21/03	60	39	2
12/14/03	58	38	4
11/16/03	48	48	4
10/29/03	47	51	2
10/13/03	51	47	2
9/29/03	50	47	3
9/13/03	52	46	2
9/7/03	49	47	4
8/24/03	56	37	7
8/11/03	56	41	3
7/10/03	58	41	2
6/22/03	67	30	2
4/30/03	75	22	2

Compare to: The situation with Iraq and Saddam Hussein

3/27/03	69	26	5
3/23/03	71	26	3
3/20/03	65	29	5
3/17/03	64	29	7
3/9/03	55	38	8
2/23/03	55	39	6
2/9/03	61	37	2
2/5/03	61	32	7
2/1/03	61	35	3
1/28/03	58	38	4
1/27/03	57	40	3
1/20/03	50	46	4
12/15/02	58	37	5
11/4/02 LV	56	40	4
11/3/02 LV	57	40	4

11/2/02	LV	56	41	3
10/27/02		57	38	5
9/26/02		58	39	3
9/14/02		65	31	4
8/29/02		52	36	12

c. The economy

	Approve	Disapprove	No opinion	
4/24/05	40	57	3	
3/13/05	43	55	2	
1/16/05	46	52	2	
12/19/04	46	51	3	
9/26/04	RV	47	50	4
8/29/04	RV	45	52	3
7/25/04	47	50	3	
6/20/04	46	53	1	
5/23/04	44	54	2	
4/18/04	44	54	2	
3/7/04	39	59	1	
2/11/04	44	54	2	
1/18/04	51	47	2	
12/21/03	51	44	5	
11/16/03	48	49	3	
10/29/03	45	53	2	
10/13/03	45	52	2	
9/13/03	42	56	3	
9/7/03	44	51	5	
8/11/03	45	51	5	
7/10/03	47	49	4	
4/30/03	52	45	3	
2/9/03	47	49	4	
2/1/03	44	52	4	
1/28/03	46	49	4	
1/27/03	47	47	5	
1/20/03	43	53	4	
1/5/03	50	43	7	
12/15/02	50	46	4	
11/4/02	LV	53	45	2
11/3/02	LV	52	46	2
11/2/02	LV	55	43	2
10/27/02	51	43	6	
10/27/02	LV	53	44	3
9/26/02	51	47	3	
9/8/02	57	40	4	
7/28/02	57	39	4	
7/15/02	58	38	3	
4/21/02	64	33	3	
1/27/02	62	34	4	
12/19/01	67	27	6	
11/6/01	72	23	5	
9/9/01	48	48	4	
7/30/01	52	45	3	
6/3/01	53	41	6	
4/22/01	55	38	7	
3/25/01	50	42	8	

d. The US campaign against terrorism

	Approve	Disapprove	No opinion
4/24/05	56	41	3
3/13/05	59	38	3
1/16/05	61	38	2



12/19/04	53	43	3
9/26/04 RV	59	38	3
8/29/04 RV	60	37	3
7/25/04	57	40	4
6/20/04	50	48	2
5/23/04	58	39	4
4/18/04	63	35	2
3/7/04	63	34	3
2/11/04	64	34	2
1/18/04	66	33	2
12/21/03	70	28	2
10/29/03	63	35	2
10/13/03	66	30	4
9/13/03	70	27	3
9/7/03	67	28	5
4/30/03	79	19	2
2/9/03	74	23	4
2/1/03	75	21	3
1/27/03	72	26	2
1/20/03	71	25	4
12/15/02	79	20	1
11/4/02 LV	76	22	1
11/3/02 LV	77	22	3
11/2/02 LV	78	21	2
10/27/02	74	23	4
9/26/02	70	28	2
9/8/02	74	24	2
7/28/02	81	17	2
7/15/02	83	15	2
5/19/02*	79	19	3
4/21/02*	81	18	2
3/10/02*	88	10	2
1/27/02	88	10	2
12/19/01*	89	9	2
10/15/01*	92	5	3

\*Asked very/somewhat follow-up

e. No trend.

3. Which of these should be the highest priority for Bush and Congress this year: (The U.S. campaign against terrorism), (the war in Iraq), (the economy and jobs), (health care), (Social Security) or something else?

	Terr- orism	Iraq	Economy/ jobs	Health care	Social Security	Something else	No op.
4/24/05	12	22	32	15	11	6	1
3/13/05	17	23	27	16	10	5	2

4. Would you support or oppose a plan in which people who chose to could invest some of their Social Security contributions in the stock market?

	Support	Oppose	No opin.
4/24/05	45	51	4
3/13/05	56	41	3
12/19/04	53	44	3
7/15/02	52	45	3
4/22/01	53	46	2
3/25/01	52	45	3
10/30/00 LV	58	35	8
9/6/00 RV	59	37	4
5/10/00	64	31	5

5. (IF SUPPORT) What if that plan also reduced the rate of growth in guaranteed Social Security benefits for future retirees - in that case would you support or oppose it?

	Support	Oppose	No opin.
4/24/05	56	41	1

4/5 NET.

	NET	Support	Oppose	No op.	Oppose	No opin.
4/24/05	45	25	19	1	51	4

6. Who do you trust to do a better job handling Social Security, (Bush) or (the Democrats in Congress)?

	Bush	Dems	Both (vol.)	Neither (vol.)	No opin.
4/24/05	32	50	2	11	3
3/13/05	37	49	2	11	2
1/16/05	37	50	2	8	3
4/30/03	43	50	1	3	3
9/9/01	41	50	1	4	4
7/30/01	42	51	1	5	2
6/3/01	38	52	1	5	3

7. On another subject, all in all, considering the costs to the United States versus the benefits to the United States, do you think the war with Iraq was worth fighting, or not? Do you feel that way STRONGLY or SOMEWHAT?

	----Worth fighting----			----Not worth fighting---			No op.
	NET	Strongly	Somewhat	NET	Somewhat	Strongly	
4/24/05	44	31	13	54	12	42	2
3/13/05	45	34	11	53	11	42	2
1/16/05	44	32	12	55	10	45	1
12/19/04	42	31	11	56	10	47	2
10/3/04 LV	49	34	15	48	11	37	3
9/26/04 LV	48	36	12	50	7	43	2
RV	46	35	12	51	8	42	3
9/8/04 RV	51	38	13	45	10	34	4
8/29/04 RV	48	34	14	50	11	39	2
7/25/04	49	36	13	48	11	37	3
6/20/04	47	32	14	52	13	39	2
5/23/04	48	35	13	50	13	37	1
5/6/04	49	NA	NA	47	NA	NA	5
4/18/04	51			47			2
3/7/04	52			44			3
2/11/04	48			50			2
1/18/04	56			41			3
12/21/03	59			39			2
12/14/03	53			42			5
11/16/03	52			44			4
10/29/03	54			44			2
10/13/03	54			44			2
9/13/03	61			37			2
9/7/03	54			42			4
8/24/03	57			37			5
8/11/03	61			35			4

7/10/03	57			40			3
6/22/03	64			33			3
4/30/03	70	"	"	27	"	"	4
Gulf War:							
2/2/92*	66	NA	NA	32	NA	NA	2
7/28/91	67			30			3
6/2/91	70			26			3
3/4/91	86	"	"	13	"	"	1
*2/2/92 and previous: "the Persian Gulf war"; 3/4/91: "this war"							

8. Do you think the United States (has gotten bogged down in Iraq), or do you think the United States (is making good progress in Iraq)?

	Has gotten bogged down	Is making good progress	No opinion
4/24/05	58	39	3
3/13/05	54	43	4
10/3/04 LV	58	38	4
9/26/04 LV	59	37	4
RV	60	36	4
9/8/04 RV	54	40	6
5/23/04	65	33	2
5/6/04	60	35	5
4/18/04	59	41	0

9. How confident are you that Iraq will have a stable, democratic government a year from now - very confident, somewhat confident, not too confident or not confident at all?

	-----Confident-----			-----Not confident----			No opin.
	NET	Very	Somewhat	NET	Not too	At all	
4/24/05	39	8	31	60	29	31	1

10-12, 15 Held for release.

13-14, 16-17 Previously released.

18. On another subject, would you describe the state of the nation's economy these days as excellent, good, not so good or poor?

	----Excellent/Good-----			-----Not so good/Poor-----			No op.
	NET	Excellent	Good	NET	Not so good	Poor	
4/24/05	37	2	35	63	44	20	*
9/26/04 RV	46	3	43	53	38	15	1
8/29/04 RV	45	3	41	55	37	18	*
7/25/04	46	4	42	53	39	14	*
6/20/04	45	4	41	55	38	17	*
4/18/04	43	4	39	57	39	18	*
3/7/04	39	2	37	60	38	22	1
1/18/04	42	3	39	58	42	16	0
12/21/03	42	4	39	57	41	16	1
10/29/03	33	1	32	67	45	23	*
9/13/03	30	2	27	70	45	25	*
8/11/03	32	2	30	68	43	25	*
4/30/03	35	1	34	64	46	19	*
2/9/03	28	1	27	72	49	23	*
1/20/03	25	1	25	74	48	26	1

12/15/02	35	1	33	65	44	21	1
11/4/02 LV	28	1	27	72	55	17	1
11/3/02 LV	27	1	26	72	56	17	1
11/2/02 LV	29	1	28	71	54	17	*
9/26/02	31	2	28	69	50	19	*
7/15/02	39	3	36	61	44	17	1
2/21/02	30	1	29	69	51	18	*
1/27/02	31	1	29	69	50	19	*
9/20/01	38	3	35	60	47	14	2
9/9/01	33	1	32	66	47	19	*
7/30/01	50	3	46	50	39	12	*
4/22/01	50	3	47	50	40	9	*
1/15/01	70	10	59	29	24	6	1
10/27/00 LV	86	24	61	14	11	3	*
10/26/00 LV	86	24	61	14	11	3	*
6/11/00	74	17	57	26	19	6	*
2/27/00	80	25	55	20	14	5	*
10/31/99	74	18	56	26	18	7	1
9/2/99	76	19	57	23	16	6	1
3/14/99	80	22	58	19	15	4	1
11/1/98	73	12	61	26	21	5	1
11/1/98 LV	78	13	65	22	19	3	*
10/13/97	61	12	49	39	27	11	*

19. Have recent price increases in gasoline caused any financial hardship for you or others in your household, or not? (IF YES) Has that been a serious hardship, or not serious?

	-----Yes-----				
	NET	Serious	Not serious	No	No opin.
4/24/05	64	34	30	36	*
3/20/05	57	29	28	43	*
5/23/04	64	37	27	36	0
4/18/04	54	31	23	46	0
4/28/02	53	20	33	47	*
4/29/01	48	17	30	52	*
6/25/00*	44	NA	NA	56	*
5/24/00	36			64	*
4/2/00	39			61	*
3/12/00	41			59	*
2/15/00	40	"	"	60	*

\*6/25 and previous by Gallup; slightly different wordings.

20. Who do you blame for the recent rise in oil and gasoline prices - (other oil-producing countries), (U.S. oil companies), or (the Bush administration)?

	Other oil-producing countries	U.S. oil companies	Bush admin.	None (vol.)	Other (vol.)	All equal (vol.)	No op.
4/24/05	26	23	31	5	4	8	4
3/20/05	23	19	34	7	4	11	3
5/23/04	28	26	27	3	2	10	3
10/15/00*	36	22	24	1	2	5	9

\*Clinton administration.

21. Do you think a political leader should or should not rely on his or her religious beliefs in making policy decisions?

Should	Should not	Depends (vol.)	No opin.
--------	------------	----------------	----------

4/24/05	40	55	4	2
---------	----	----	---	---

Compare to:

Do you think a president should or should not rely on his religious beliefs in making policy decisions?

	Should	Should not	Depends (vol.)	No opin.
12/21/03	40	54	5	1

22. Would you rather see religion have GREATER influence in politics and public life than it does now, LESS influence, or about THE SAME influence as it does now?

	Greater	Less	Same	No opin.
4/24/05	27	35	36	1

23. Do you think that people and groups that hold values similar to yours are gaining influence in American life in general these days, or do you think that they are losing influence?

	Gaining	Losing	Neither (vol.)	No opin.
4/24/05	33	58	6	2
8/16/98	35	55	6	4

24. Which political party, the (Democrats) or the (Republicans), do you think better represents your own personal values?

	Dems	Reps	Both (vol.)	Neither (vol.)	No opin.
4/24/05	47	38	2	10	2
3/14/99	47	39	3	8	3

25. Generally speaking, which political party, the (Democrats) or the (Republicans), do you think is more:

4/24/05 - Summary Table

	Dems	Reps	Both (vol.)	Neither (vol.)	No opin.
a. tolerant of different kinds of people and different points of view	63	24	4	5	4
b. sympathetic to religion and religious people	34	48	6	6	7

Trend:

a. tolerant of different kinds of people and different points of view

	Dems	Reps	Both (vol.)	Neither (vol.)	No opin.
4/24/05	63	24	4	5	4
9/17/00*	62	22	4	4	8

\*Post/Harvard/Kaiser

b. sympathetic to religion and religious people

	Both	Neither	No
--	------	---------	----

	Dems	Reps	(vol.)	(vol.)	opin.
4/24/05	34	48	6	6	7
9/17/00*	41	36	6	5	11

\*Post/Harvard/Kaiser

26. Do you think religious conservatives have too (much) influence, too (little) influence or about the right amount of influence over the Republican Party?

	Too much	Too little	About the right amount	No opin.
4/24/05	40	17	37	6

27. Do you think liberals have too (much) influence, too (little) influence or about the right amount of influence over the Democratic Party?

	Too much	Too little	About the right amount	No opin.
4/24/05	35	21	38	5

28. On another subject, do you approve or disapprove of the way Tom DeLay is handling his job as majority leader of the U.S. House of Representatives?

	Approve	Disapprove	No opin.
4/24/05	35	38	27

29. How closely have you been following the ethics charges that have been made against DeLay - very closely, somewhat closely, not too closely or not closely at all?

	-----Closely-----			-----Not closely-----			No opin.
	NET	Very	Somewhat	NET	Not too	At all	
4/24/05	36	8	28	63	29	35	1

30. Do you think DeLay should (step down) as majority leader, or (remain in his job)?

	Step down	Remain in job	No opin.
4/24/05	41	32	28

31. Overall, do you think the federal judges in this country are (too liberal), (too conservative) or about right?

	Too liberal	Too conservative	About right	No opin.
4/24/05	26	18	52	4

32. Do you approve or disapprove of the way that (ITEM) in the Senate are handling the confirmation process for federal court judges nominated by Bush?

4/24/05 - Summary Table

	Approve	Disapprove	No opin.
a. Republicans	43	42	15
b. Democrats	42	43	15

33. The Senate has confirmed 35 federal appeals court judges nominated by Bush, while Senate Democrats have blocked 10 others. Do you think the Senate Democrats are right or wrong to block these nominations? Do you feel that way strongly or somewhat?

	-----Right-----			-----Wrong-----			Right in some cases,	No
	NET	Strg.	Smwt.	NET	Smwt.	Strg.	wrong in others (vol.)	op.
4/24/05	48	22	26	36	19	17	3	13

34. Would you support or oppose changing Senate rules to make it easier for the Republicans to confirm Bush's judicial nominees?

	Support	Oppose	No opin.
4/24/05	26	66	8

35-44 Previously released.

45-50. Held for release.

\*\*\*END\*\*\*