

# CBS New York Times October 14, 2008

## Poll Says Attacks Backfire on McCain



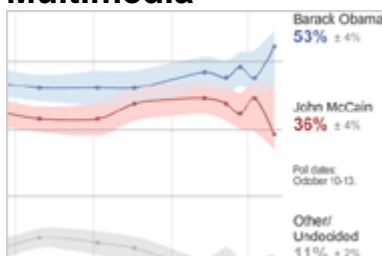
Richard Perry/The New York Times, left; Damon Winter/The New York Times

Some voters in the latest New York Times/CBS News poll were disappointed by John McCain's attacks and running mate choice. The poll found Barack Obama was supported by majorities of men and independents.

By [MICHAEL COOPER](#) and MEGAN THEE  
Published: October 14, 2008

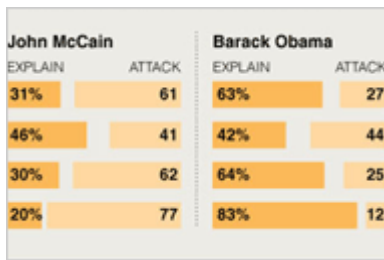
The McCain campaign's recent angry tone and sharply personal attacks on Senator [Barack Obama](#) appear to have backfired and tarnished Senator [John McCain](#) more than their intended target, the latest New York Times/CBS News poll has found.

### Multimedia



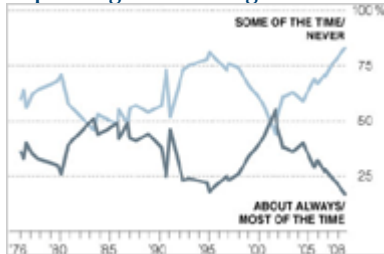
[Interactive Graphic](#)

[Presidential Polls Over Time](#)



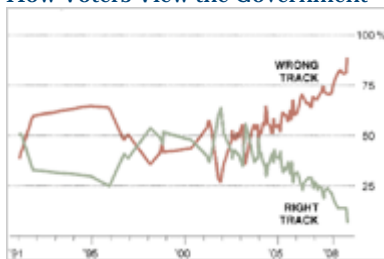
Graphic

#### Explaining or Attacking?



Graphic

#### How Voters View the Government



Graphic

After several weeks in which the McCain campaign unleashed a series of strong political attacks on Mr. Obama, trying to tie him to a former 1960s radical, among other things, the poll found that more voters see Mr. McCain as waging a negative campaign than Mr. Obama. Six in 10 voters surveyed said that Mr. McCain had spent more time attacking Mr. Obama than explaining what he would do as president; by about the same number, voters said Mr. Obama was spending more of his time explaining than attacking.

Over all, the poll found that if the election were held today, 53 percent of those determined to be probable voters said they would vote for Mr. Obama and 39 percent said they would vote for Mr. McCain.

The findings come as the race enters its final three weeks, with the two candidates scheduled to hold their third and last debate on Wednesday night, and as separate polls in critical swing states that could decide the election give Mr. Obama a growing edge. But wide gaps in polls have historically tended to narrow in the closing weeks of the race.

Voters who said their opinions of Mr. Obama had changed recently were twice as likely to say they had grown more favorable as to say they had worsened. And voters who said that their views of Mr. McCain had changed were three

times more likely to say that they had worsened than to say they had improved.

The top reasons cited by those who said they thought less of Mr. McCain were his recent attacks and his choice of Gov. [Sarah Palin](#) of Alaska as his running mate. (The vast majority said their opinions of Mr. Obama of Illinois, the Democratic nominee, and Mr. McCain of Arizona, the Republican nominee, had remained unchanged in recent weeks.) But in recent days, Mr. McCain and Ms. Palin have scaled back their attacks on Mr. Obama, although Mr. McCain suggested he might aggressively take on Mr. Obama in Wednesday's debate.

With the election unfolding against the backdrop of an extraordinary economic crisis, a lack of confidence in government, and two wars, the survey described a very inhospitable environment for any Republican to run for office. More than 8 in 10 Americans do not trust the government to do what is right, the highest ever recorded in a Times/CBS News poll. And Mr. McCain is trying to keep the White House in Republican hands at a time when President Bush's job approval rating is at 24 percent, hovering near its historic low.

While the poll showed Mr. Obama with a 14 percentage-point lead among likely voters in a head-to-head matchup with Mr. McCain, when [Ralph Nader](#) and Bob Barr, the Libertarian candidate, were included in the question, the race narrowed slightly, with 51 percent of those surveyed saying that they were supporting Mr. Obama and 39 percent supporting Mr. McCain, with Mr. Nader getting the support of 3 percent and Mr. Barr 1 percent. Other national polls have shown Mr. Obama ahead by a smaller margin.

The poll suggested that the overwhelming anxiety about the economy and distrust of government have created a potentially poisonous atmosphere for members of Congress. Only 43 percent of those surveyed said that they approved of their own representative's job performance, which is considerably lower than approval ratings have been at other times of historic discontent. By way of comparison, just before the Democrats lost control of Congress in 1994, 56 percent of those polled said that they approved of the job their representative was doing.

And after nearly eight years of increasingly unpopular Republican rule in the White House, 52 percent of those polled said that they held a favorable view of the [Democratic Party](#), compared with 37 percent who said they held a

favorable view of the [Republican Party](#). Voters said they preferred Democrats to Republicans when it came to questions about who would better handle the issues that are of the greatest concern to voters — including the economy, health care and the war in Iraq.

The nationwide telephone poll was conducted Friday through Monday with 1,070 adults, of whom 972 were registered voters, and it has a margin of sampling error of plus or minus three percentage points for both groups.

After several weeks in which the McCain campaign sought to tie Mr. Obama to [William Ayers](#), a founder of the Weather Underground terrorism group, 64 percent of voters said that they had either read or heard something about the subject. But a majority said they were not bothered by Mr. Obama's background or past associations. Several people said in follow-up interviews that they felt that Mr. McCain's attacks on Mr. Obama were too rooted in the past, or too unconnected to the nation's major problems.

"What bothers me is that McCain initially talked about running a campaign on issues and I want to hear him talk about the issues," said Flavio Lorenzoni, a 59-year-old independent from Manalapan, N.J. "But we're being constantly bombarded with attacks that aren't relevant to making a decision about what direction McCain would take the country. McCain hasn't addressed the real issues. He's only touched on them very narrowly. This is a time when we need to address issues much more clearly than they ever have been in the past."

The poll found that Mr. Obama is now supported by majorities of men and independents, two groups that he has been fighting to win over. And the poll found, for the first time, that white voters are just about evenly divided between Mr. McCain and Mr. Obama, who, if elected, would be the first black president. The poll found that Mr. Obama is supported by 45 percent of white voters — a greater percentage than has voted for Democrats in recent presidential elections, according to exit polls.

Mr. McCain was viewed unfavorably by 41 percent of voters, and favorably by 36 percent. Ms. Palin's favorability rating is now 32 percent, down 8 points from last month, and her unfavorable rating climbed nine percentage points to 41 percent. Mr. Obama's favorability rating, by contrast, is now at 50 percent, the highest recorded for him thus far by The Times and CBS News.

There were still some strong findings for Mr. McCain. Sixty-four percent of voters polled said Mr. McCain, 72, was well-prepared for the presidency, which has been a central theme of his campaign. Fifty-one percent said Mr. Obama, 47, was.

But roughly 7 in 10 voters said Mr. Obama had the right kind of temperament and personality to be president; just over half said the same of Mr. McCain.

Mr. Obama's supporters continued to be more enthusiastic about him than Mr. McCain's supporters, the poll found, and more of those surveyed said they had confidence in Mr. Obama than in Mr. McCain to make the right decisions about the economy and health care. And while more than 6 in 10 said Mr. Obama understood the needs and problems of people like them, more than half said Mr. McCain did not.

*Marjorie Connelly and Marina Stefan contributed reporting.*



# POLL

October 10-13, 2008

N= 1,070  
Registered Voters= 972

Some people are registered to vote and others are not. Are you registered to vote in the precinct or election district where you now live, or aren't you?

	Yes	No	DK/NA
<b>10/10-13/08</b>	<b>84</b>	<b>15</b>	<b>-</b>

1. How much attention have you been able to pay to the 2008 presidential campaign – a lot, some, not much, or no attention so far?

	A lot	Some	Not much	None at all	DK/NA
2/8-11/07 CBS	26	42	22	10	
3/7-11/07	23	50	20	7	-
3/26-27/07 CBS	21	51	21	8	
4/9-12/07 CBS	23	48	22	7	
5/18-23/07	20	46	23	11	-
6/26-28/07* CBS	25	46	23	6	-
7/9-17/07	22	46	22	10	-
8/8-12/07 CBS	19	44	27	9	1
9/4-9/07	19	42	28	10	-
10/12-16/07 CBS	22	48	21	9	-
12/5-9/07	30	42	21	7	-
1/9-12/08	33	44	19	4	-
1/30-2/2/08* CBS	36	44	12	4	
2/20-24/08*	47	35	15	3	
3/15-18/08* CBS	52	35	10	2	-
3/28-4/2/08*	60	30	6	4	-
4/25-29/08*	55	37	6	2	
5/1-3/08*	55	34	7	4	-
5/30-6/3/08* CBS	53	39	6	2	
7/7-14/08*	53	37	8	2	-
7/31-8/5/08* CBS	53	36	9	2	
8/15-19/08*	51	36	10	2	-
9/12-16/08*	63	30	6	1	
9/21-24/08*	63	28	7	2	
9/27-30/08* CBS	59	35	4	2	-
10/3-5/08* CBS	60	33	5	1	1
<b>10/10-13/08*</b>	<b>65</b>	<b>29</b>	<b>5</b>	<b>1</b>	<b>-</b>

2. Is your opinion of Barack Obama favorable, not favorable, undecided, or haven't you heard enough about Barack Obama yet to have an opinion? *QUESTIONS 2-3 WERE ROTATED*

	Favorable	Not Fav	Undecided	Haven't heard enough	Refused
1/1-3/07 CBS	28	10	14	47	1
1/18-21/07* CBS	29	9	20	41	
3/7-11/07	39	18	20	23	-
3/26-27/07 CBS	31	17	21	30	
4/9-12/07* CBS	36	18	25	21	-
5/18-23/07*	34	21	25	20	-
6/26-28/07* CBS	40	22	22	15	1
7/9-17/07	36	20	25	19	
7/9-17/07*	37	21	24	18	
8/8-12/07* CBS	36	20	27	17	
9/4-9/07*	35	21	29	14	
2/20-24/08*	45	23	23	9	1
3/15-18/08* CBS	44	28	20	8	
3/28-4/2/08*	43	24	25	8	1
4/25-29/08*	39	34	21	5	1
5/1-3/08*	44	30	20	6	1
5/30-6/3/08* CBS	41	31	22	5	1
7/7-14/08*	39	31	24	4	1
7/31-8/5/08* CBS	37	32	25	5	1
8/15-19/08*	39	32	25	4	1
9/12-16/08*	45	35	16	3	1
9/21-24/08*	43	30	22	4	1
9/27-30/08* CBS	48	32	17	3	1
10/3-5/08* CBS	46	34	16	3	1
<b>10/10-13/08*</b>	<b>50</b>	<b>32</b>	<b>15</b>	<b>2</b>	<b>-</b>



3. Is your opinion of John McCain favorable, not favorable, undecided, or haven't you heard enough about John McCain yet to have an opinion? *QUESTIONS 2-3 WERE ROTATED .*

	Favorable	Not Favorable	Undecided	Don't know enough	Refused
4/99	11	6	14	69	
6/99* CBS	11	7	15	66	1
10/99*CBS	13	8	16	62	
11/99*	16	11	16	57	-
12/99*CBS	22	11	22	45	-
2/00*	36	14	24	26	1
3/00* CBS	38	26	19	15	2
5/00*	46	14	17	22	1
6/14-18/01	36	12	23	28	-
5/20-23/03 CBS	46	9	22	22	1
1/20-25/06	34	12	24	29	-
5/4-8/06	31	15	25	28	1
7/21-25/06	28	13	29	29	1
9/15-18/06	28	14	28	28	1
1/1-3/07 CBS	39	20	28	13	
2/8-11/07* CBS	31	20	28	21	-
3/7-11/07	24	21	26	29	-
4/9-12/07* CBS	28	29	27	16	-
5/18-23/07*	23	30	26	20	1
6/26-28/07* CBS	27	29	25	19	-
7/9-17/07	28	30	24	17	-
7/9-17/07*	29	33	24	14	-
8/8-12/07* CBS	26	31	25	17	1
9/4-9/07*	26	28	29	16	1
2/20-24/08*	36	32	22	9	1
3/15-18/08* CBS	38	31	21	10	
3/28-4/2/08*	35	29	24	11	1
4/25-29/08*	33	34	20	12	1
5/1-3/08*	32	35	19	14	-
5/30-6/3/08* CBS	34	37	21	8	
7/7-14/08*	31	32	27	10	1
7/31-8/5/08* CBS	33	34	26	7	
8/15-19/08*	34	33	28	4	1
9/12-16/08*	44	37	16	3	1
9/21-24/08*	38	35	23	4	1
9/27-30/08* CBS	39	42	15	4	1
10/3-5/08* CBS	40	38	17	4	1
<b>10/10-13/08*</b>	<b>36</b>	<b>41</b>	<b>20</b>	<b>2</b>	<b>1</b>

4. How likely is it that you will vote in the 2008 election for President this November - would you say you will definitely vote, probably vote, probably not vote, or definitely not vote in the election for President, or have you already voted?

	Definitely vote	Probably vote	Probably not vote	Definitely not vote	Already voted	DK/NA
<b>10/10-13/08*</b>	<b>91</b>	<b>4</b>	<b>2</b>	<b>1</b>	<b>1</b>	<b>-</b>

5. If the 2008 presidential election were being held today and the candidates were Barack Obama for President and Joe Biden for Vice President, the Democrats, and John McCain for President and Sarah Palin for Vice President, the Republicans, would you vote for Barack Obama and Joe Biden or John McCain and Sarah Palin? *CANDIDATE NAMES WERE ROTATED.*

	Obama/ Biden	McCain/ Palin	Other (vol.)	Won't vote(vol.)	Depends(vol.)/ Undecided	Refused
9/12-16/08*	48	43	1	1	7	1
Probable electorate	49	44	1	-	6	1
9/21-24/08*	47	42	1	1	8	2
Probable electorate	48	43	1	-	6	2
9/27-30/08* CBS	49	40	1	-	7	2
Probable electorate	50	41	1	-	6	2
10/3-5/08* CBS	47	43	-	1	7	2
Probable electorate	48	45	-	-	5	2
<b>10/10-13/08*</b>	<b>53</b>	<b>36</b>	<b>1</b>	<b>1</b>	<b>7</b>	<b>2</b>
<b>Probable electorate</b>	<b>53</b>	<b>39</b>	<b>1</b>	<b>-</b>	<b>6</b>	<b>2</b>

**VARIED WORDING:** IF THE 2008 PRESIDENTIAL ELECTION WERE BEING HELD TODAY AND THE CANDIDATES WERE BARACK OBAMA, THE DEMOCRAT, AND JOHN MCCAIN, THE REPUBLICAN, WOULD YOU VOTE FOR BARACK OBAMA OR JOHN MCCAIN? *CANDIDATE NAMES WERE ROTATED.*

	OBAMA	MCCAIN	OTHER(VOL.)	WON'T VOTE(VOL.)	DEPENDS(VOL.)	DK/NA
2/20-24/08*	50	38	1	2	2	7
3/28-4/2/08*	47	42	1	3	2	5
4/25-29/08*	45	45	1	3	1	4
5/1-3/08*	51	40	-	4	1	3
5/30-6/3/08* CBS	48	42	1	3	2	4
7/7-14/08*	45	39	2	2	3	9
7/31-8/5/08* CBS	45	39	1	2	4	9
8/15-19/08*	45	42	1	2	6	5

6. IF DEPENDS/UNDECIDED IN Q.5: Well as of today, do you lean more toward Barack Obama and Joe Biden or more toward John McCain and Sarah Palin? *RESULTS FOR QUESTION 6 INCLUDE RESPONSES FROM QUESTION 5*

	Obama/ Biden	McCain/ Palin	Other (vol.)	Won't vote(vol.)	Refused
9/12-16/08*	50	45	1	1	4
Probable electorate	50	46	-	1	3
9/21-24/08*	49	44	1	1	6
Probable electorate	50	44	-	1	5
9/27-30/08* CBS	51	42	1	1	6
Probable electorate	51	42	-	1	5
10/3-5/08* CBS	49	45	1	-	5
Probable electorate	49	47	-	-	4
<b>10/10-13/08*</b>	<b>54</b>	<b>38</b>	<b>2</b>	<b>1</b>	<b>4</b>
<b>Probable electorate</b>	<b>54</b>	<b>41</b>	<b>1</b>	<b>1</b>	<b>4</b>

**VARIED WORDING:** WELL AS OF TODAY, DO YOU LEAN MORE TOWARD BARACK OBAMA OR MORE TOWARD JOHN MCCAIN?

	OBAMA	MCCAIN	OTHER	WON'T VOTE	DK/NA
8/15-19/08*	47	45	1	2	4

7. IF MADE A CHOICE IN Q.5: Is your mind made up or is it still too early to say for sure?

	Mind made up	Too early to say for sure	DK/NA
7/7-14/08*	72	28	1
7/31-8/5/08* CBS	70	29	1
8/15-19/08*	72	27	-
9/12-16/08*	80	19	2
Obama supporters*	79	18	3
McCain supporters*	81	19	-
9/21-24/08*	75	25	
Obama supporters*	77	23	
McCain supporters*	74	26	
9/27-30/08* CBS	81	19	
Obama supporters*	86	14	-
McCain supporters*	78	21	-
10/3-5/08* CBS	81	19	
Obama supporters*	82	18	
McCain supporters*	81	19	
10/10-13/08*	83	17	-
Obama supporters*	81	19	
McCain supporters*	85	15	-

9. IF OBAMA OR MCCAIN IN Q.5: How would you describe your feelings about (Barack Obama/John McCain) as the (Democratic/Republican) nominee - would you say you enthusiastically support him; support him but have reservations about him; support him only because he is the likely party nominee; or support him because you dislike the (John McCain/Barack Obama)?

	Enthusiastic	Reservations	Party nominee	Dislike other	DK/NA
8/15-19/08*	37	42	11	9	1
Obama supporters*	48	38	9	4	1
McCain supporters*	24	47	14	14	1
9/12-16/08*	54	30	7	7	2
Obama supporters*	60	23	8	5	3
McCain supporters*	47	37	6	10	1
9/21-24/08*	45	41	7	6	1
Obama supporters*	53	33	8	4	1
McCain supporters*	36	49	6	7	2
9/27-30/08* CBS	50	37	5	6	2
Obama supporters*	61	29	5	4	1
McCain supporters*	36	47	6	10	2
10/3-5/08* CBS	49	37	8	5	1
Obama supporters*	58	31	8	2	1
McCain supporters*	39	44	9	7	2
10/10-13/08*	49	38	6	7	1
Obama supporters*	54	35	6	5	-
McCain supporters*	42	42	5	9	2

10. If the 2008 Presidential election were being held today, and the candidates were Barack Obama for President and Joe Biden for Vice-President, the Democrats, John McCain for President and Sarah Palin for Vice-President, the Republicans, Bob Barr for President and Wayne Allyn Root for Vice-President, the Libertarians, and Ralph Nader for President and Matt Gonzalez for Vice President, would you vote for Barack Obama and Joe Biden, John McCain and Sarah Palin, Bob Barr and Wayne Allyn Root, or Ralph Nader and Matt Gonzalez?

	9/12-16/08*	9/12-16/08* Prob. Elect.	10/10-13/08*	10/10-13/08* Prob. Elect.
Obama/Biden	48	49	51	51
McCain/Palin	42	43	36	39
Barr/Root	1	1	1	1
Nader/Gonzalez	2	2	3	3
Other (vol.)	-	-	-	-
Won't vote (vol.)	-	-	1	-
Depends (vol.)/Undecided	5	4	5	4
Refused	1	1	2	2

11. If the 2008 election for U.S. House of Representatives were being held today, would you vote for the Republican candidate or the Democratic candidate in your district?

	Republican	Democratic	Other(vol.)	Won't vote(vol.)	Depends(vol.)	DK/NA
4/25-29/08*	32	50	-	-	7	10
9/12-16/08*	31	51	-	-	10	7
<b>10/10-13/08*</b>	<b>33</b>	<b>47</b>	<b>-</b>	<b>2</b>	<b>9</b>	<b>9</b>
<b>Probable elect.</b>	<b>34</b>	<b>48</b>	<b>-</b>	<b>2</b>	<b>9</b>	<b>8</b>

12. In deciding who you would like to see elected President this year, which one of the following issues will be most important to you - 1. terrorism and national security, 2. the economy and jobs, 3. health care, 4. the war in Iraq, 5. gas prices and energy policy, 6. illegal immigration, or 7. something else? *ISSUES WERE ROTATED.*

	8/15- 19/08*	9/12- 16/08*	9/21- 24/08*	9/27- 30/08*CBS	10/10- 13/08*
Terrorism and national security	9	14	11	11	9
The economy and jobs	40	48	52	59	57
Health care	9	10	9	8	8
The war in Iraq	15	8	9	6	7
Gas prices and energy policy	15	10	10	6	7
Illegal immigration	6	3	3	3	2
Something else	4	5	5	4	6
DK/NA	2	2	2	2	3

16. Do you approve or disapprove of the way George W. Bush is handling his job as President?

	Approve	Dis- approve	DK/NA		Approve	Dis- approve	DK/NA
2/10-12/01 CBS	53	21	26	11/18-21/04	51	44	5
3/8-12/01	60	22	18	1/14-18/05	49	46	5
4/4-5/01 CBS	53	35	12	2/24-28/05	49	44	7
5/10-12/01 CBS	57	30	13	3/9-14/05 NYT	46	45	10
6/14-18/01	53	34	13	4/13-16/05 CBS	44	51	5
8/28-31/01 CBS	50	38	12	5/20-24/05 CBS	46	48	6
9/11-12/01 CBS	72	15	13	6/10-15/05	42	51	7
9/13-14/01	84	9	8	7/13-14/05 CBS	45	50	5
9/20-23/01	89	7	5	7/29-8/2/05 CBS	45	46	9
10/25-28/01	87	8	5	8/29-31/05 CBS	41	51	8
12/7-10/01	86	9	4	9/6-7/05 CBS	42	52	6
1/5-6/02 CBS	84	10	6	9/9-13/05	41	53	6
1/15-17/02 CBS	82	11	7	10/3-5/05 CBS	37	58	5
1/21-24/02	82	12	6	10/30-11/1/05 CBS	35	57	8
2/24-26/02 CBS	78	14	8	12/2-6/05	40	53	7
4/1-2/02 CBS	77	17	6	1/5-8/06 CBS	41	52	7
4/28-5/1/02	73	18	9	1/20-25/06	42	51	7
5/13-14/02 CBS	77	16	7	2/22-26/06 CBS	34	59	7
5/19-20/02 CBS	71	18	11	3/9-12/06 CBS	34	57	9
6/18-20/02 CBS	70	20	10	4/6-9/06 CBS	37	56	7
7/8-9/02 CBS	74	19	6	4/28-30/06 CBS	33	58	2
7/13-16/02	70	20	9	5/4-8/06	31	63	6
7/22-23/02 CBS	65	27	8	6/10-11/06 CBS	33	60	7
8/6-7/02 CBS	66	25	9	7/21-25/06	36	55	9
9/2-5/02	63	28	9	8/11-13/06 CBS	36	57	7
9/22-23/02 CBS	66	27	7	8/17-21/06	36	57	7
10/3-6/02	63	29	8	9/15-19/06	37	56	7
10/27-31/02	62	28	10	10/5-8/06	34	60	5
11/20-24/02	65	27	9	10/27-31/06	34	58	7
1/4-6/03 CBS	64	28	8	11/12-13/06 CBS	34	61	5
1/19-22/03	59	35	6	12/8-10/06 CBS	31	63	6
2/5-6/03 CBS	63	28	9	1/1-3/07 CBS	30	63	7
2/10-12/03	54	38	8	1/18-21/07 CBS	28	64	8
2/24-25/03 CBS	56	35	9	2/8-11/07 CBS	32	59	9
3/4-5/03 CBS	58	32	10	2/23-27/07	29	61	10
3/7-9/03	56	37	6	3/7-11/07	34	58	8
3/15-16/03 CBS	59	34	7	3/26-27/07 CBS	30	64	6
3/17/03 CBS	64	31	5	4/9-12/07 CBS	31	61	8
3/20/03 PANEL	67	31	2	4/20-24/07	32	61	7
3/20-21/03	67	26	7	5/18-23/07	30	63	7
3/22/03	68	26	6	6/26-28/07 CBS	27	65	8
3/23/03	71	23	6	7/9-17/07	29	64	8
3/24/03	70	26	5	7/20-22/07	30	62	8
3/20-24/03	69	25	6	8/8-12/07 CBS	29	65	6
3/26-27/03 CBS	68	26	6	9/4-8/07	30	64	6
4/2-3/03 CBS	67	26	7	10/12-16/07 CBS	30	61	9
4/11-13/03	73	21	6	12/5-9/07	28	65	8
4/26-27/03 CBS	67	24	9	1/9-12/08	29	62	8
5/9-12/03	67	26	7	1/30-2/2/08 CBS	27	65	8
7/13-27/03	54	41	5	2/20-24/08	30	64	6
8/26-28/03 CBS	55	37	8	3/15-18/08 CBS	29	64	7
9/15-16/03 CBS	52	39	9	3/28-4/2/08	28	64	8
9/28-10/1/03	51	42	7	4/25-4/29/08	28	65	8
10/20-21/03 CBS	54	36	10	5/1-3/08	28	63	9
11/10-12/03 CBS	50	42	8	5/30-6/3/08 CBS	25	67	
12/14-15/03	58	33	9	7/7-14/08	28	65	8
1/12-15/04	50	45	5	7/31-8/5/08 CBS	25	66	7
2/12-15/04 CBS	50	42	8	8/15-20/08	28	65	9
2/24-27/04 CBS	47	44	9	9/12-16/08	27	68	5
3/10-14/04	51	42	6	9/21-24/08	26	66	8
3/30-4/1/04 CBS	49	44	7	9/27-30/08 CBS	22	70	8
4/23-27/04	46	47	8	10/3-5/08 CBS	22	70	8
5/20-23/04 CBS	41	52	7	<b>10/10-13/08</b>	<b>24</b>	<b>66</b>	<b>10</b>
6/23-27/04	42	51	7				
7/11-15/04	45	48	7				
8/15-18/04 CBS	46	45	9				
9/12-16/04	50	42	8				
9/20-22/04 CBS	48	44	8				
10/1-3/04	47	43	10				
10/14-17/04	44	48	8				
10/28-30/04	49	44	7				

17. Do you feel things in this country are generally going in the right direction or do you feel things have pretty seriously gotten off on the wrong track?

	Right	Wrong	DK/NA		Right	Wrong	DK/NA
1/27-28/91 CBS	51	39	10	9/20-22/04 CBS	41	54	5
3/4-6/91	51	42	7	10/1-3/04	40	51	9
10/15-18/91	33	60	7	10/14-17/04	37	59	4
11/27-28/94 CBS	30	65	5	10/28-30/04	43	55	2
12/3-6/95 NYT	25	64	10	11/18-21/04	40	54	6
12/8-11/96 NYT	39	51	11	1/14-18/05	39	56	5
9/16-18/96 CBS	41	48	11	2/24-28/05	42	52	6
2/19-21/98	54	36	9	3/9-14/05 NYT	37	56	7
9/8-10/98	49	42	10	1/5-8/06 CBS	31	62	7
10/12-13/98	46	47	7	4/13-16/05 CBS	32	62	6
10/26-28/98	52	42	7	5/20-24/05 CBS	34	60	6
5/10-13/00	48	44	7	6/10-15/05	33	61	6
3/8-12/01	40	54	6	7/29-8/2/05 CBS	37	57	6
4/23-25/01 CBS	37	58	5	9/9-13/05	31	63	6
6/14-18/01	42	53	5	5/4-8/06	23	70	7
10/25-28/01	61	29	10	10/3-5/05 CBS	37	58	5
12/7-10/01	64	27	10	10/30-11/1/05 CBS	27	68	5
1/24-27/02	52	35	12	12/2-6/05	31	60	9
7/13-16/02	42	48	10	1/20-25/06	32	61	7
7/22-23/02 CBS	39	53	8	3/9-12/06 CBS	28	66	9
8/6-7/02 CBS	41	51	8	4/28-30/06 CBS	24	71	5
9/2-5/02	43	49	8	6/10-11/06 CBS	27	69	4
10/3-6/02	42	48	10	7/21-25/06	28	66	6
10/27-31/02	41	52	8	8/17-21/06	29	67	4
11/20-24/02	41	49	10	10/27-31/06	29	64	7
2/10-12/03	35	56	9	12/8-10/06 CBS	24	70	6
3/22/03	50	40	10	1/1-3/07 CBS	27	68	5
4/11-13/03	56	36	9	1/18-21/07 CBS	26	69	5
9/28-10/1/03	37	56	7	2/8-11/07 CBS	26	68	6
7/13-27/03	46	49	5	2/23-27/07	23	68	9
11/10-12/03 CBS	39	53	8	3/7-11/07	25	69	6
12/10-13/03	39	56	5	5/18-23/07	24	72	4
12/14-15/03	49	43	8	6/26-28/07 CBS	19	75	6
1/12-15/04	42	53	5	7/9-17/07	22	72	6
2/12-15/04 CBS	41	51	8	9/4-8/07	24	71	4
3/10-14/04	38	54	8	12/5-9/07	21	71	8
3/30-4/1/04 CBS	36	57	7	1/9-12/08	18	76	6
4/23-27/04	36	55	9	3/28-4/2/08	14	81	5
5/20-23/04 CBS	30	65	5	5/30-6/3/08 CBS	14	83	3
6/23-27/04	36	57	6	7/7-14/08	14	81	5
7/11-15/04	36	56	8	9/12-16/08	14	81	5
8/15-18/04 CBS	39	55	6	<b>10/10-13/08</b>	<b>7</b>	<b>89</b>	<b>4</b>
9/12-16/04	41	51	7				

18. Do you approve or disapprove of the way George W. Bush is handling the economy?

	Approve	Disapp	DK/NA		Approve	Disapp	DK/NA
3/8-12/01	55	28	17	10/28-30/04	43	51	6
4/4-5/01 CBS	47	40	13	11/18-21/04	42	51	7
4/23-25/01 CBS	44	39	17	1/14-18/05	42	52	7
5/10-12/01 CBS	46	37	17	2/24-28/05	38	54	9
6/14-18/01	50	38	12	4/13-16/05 CBS	34	57	9
10/25-28/01	64	25	11	5/20-24/05 CBS	38	56	6
12/7-10/01	61	26	13	6/10-15/05	39	56	6
1/5-6/02 CBS	59	29	12	7/29-8/2/05 CBS	42	52	6
1/15-17/02 CBS	57	31	12	8/29-31/05 CBS	37	56	7
1/21-24/02	56	33	11	9/9-13/05	35	59	6
2/24-26/02 CBS	54	37	9	10/3-5/05 CBS	32	61	7
5/13-14/02 CBS	52	38	10	10/30-11/1/05 CBS	34	55	11
6/18-20/02 CBS	56	36	8	12/2-6/05	38	54	7
7/8-9/02 CBS	56	35	9	1/5-8/06 CBS	39	52	9
7/13-16/02	52	37	11	1/20-25/06	39	54	7
7/22-23/02 CBS	44	45	11	2/22-26/06 CBS	32	60	7
8/6-7/02 CBS	45	44	11	3/9-12/06 CBS	35	57	8
9/2-5/02	47	42	11	4/6-9/06 CBS	36	57	7
9/22-23/02 CBS	49	41	10	4/28-30/06 CBS	31	58	11
10/3-6/02	41	46	13	5/4-8/06	28	66	6
10/27-31/02	46	43	12	6/10-11/06 CBS	33	59	8
11/20-24/02	45	45	10	7/21-25/06	33	59	9
1/4-6/03 CBS	42	46	12	8/11-13/06 CBS	30	62	7
1/19-22/03	44	49	7	8/17-21/06	35	58	7
2/5-6/03 CBS	44	49	7	9/15-19/06	37	56	7
2/10-12/03	38	53	10	10/5-8/06	34	57	9
2/24-25/03 CBS	40	50	10	10/27-31/06	38	54	8
3/4-5/03 CBS	41	49	10	12/8-10/06 CBS	36	52	12
3/7-9/03	40	52	8	1/1-3/07 CBS	41	51	8
3/20-21/03	48	40	12	1/18-21/07 CBS	37	55	8
3/22/03	46	45	9	2/8-11/07 CBS	38	55	7
3/23/03	53	38	9	2/23-27/07	35	56	9
3/24/03	51	37	12	3/7-11/07	38	53	9
3/20-24/03	50	40	10	3/26-27/07 CBS	38	53	9
4/11-13/03	46	41	13	4/9-12/07 CBS	36	57	7
4/26-27/03 CBS	42	45	13	4/20-24/07	35	56	9
5/9-12/03	43	48	9	5/18-23/07	36	56	8
7/13-27/03	40	52	8	7/9-17/07	37	55	9
8/11-12/03 CBS	36	52	12	8/8-12/07 CBS	34	55	11
8/26-28/03 CBS	39	53	8	9/4-8/07	32	60	7
9/15-16/03 CBS	41	52	7	9/14-16/07 CBS	31	61	8
9/28-10/1/03	37	56	7	12/5-9/07	26	64	10
12/10-13/03	44	51	5	1/30-2/2/08 CBS	27	62	11
12/14-15/03	49	43	8	2/20-24/08	27	63	11
1/12-15/04	44	51	5	3/15-18/08 CBS	25	68	7
2/12-15/04 CBS	44	50	6	3/28-4/2/08	21	71	8
2/24-27/04 CBS	37	56	7	4/25-29/08	21	74	5
3/10-14/04	38	54	9	7/7-14/08	20	71	10
3/30-4/1/04 CBS	37	56	7	9/21-24/08	16	76	8
4/23-27/04	39	54	7	9/27-30/08 CBS	18	77	6
5/20-23/04 CBS	36	57	7	<b>10/10-13/08</b>	<b>18</b>	<b>72</b>	<b>10</b>
6/23-27/04	40	52	8				
7/11-15/04	42	51	6				
8/15-18/04 CBS	37	54	9				
9/12-16/04	43	50	7				
10/1-3/04	45	49	6				
10/14-17/04	42	53	5				

19. Do you approve or disapprove of the way Congress is handling its job?

	App	Disapp	DK/NA		App	Disapp	DK/NA
7/19-25/77	31	49	20	4/5-6/99	43	45	12
10/23-26/77	31	50	19	6/5-6/99 CBS	41	46	13
1/8-12/78	29	50	21	7/13-14/99 CBS	41	41	18
4/3-7/78	31	50	19	8/1-3/99 CBS	43	41	16
6/19-23/78	30	53	17	8/15/99 CBS	42	44	14
9/25-29/78	29	51	20	10/3-4/99 CBS	38	48	14
8/2-7/80	32	51	18	10/25-30/99 CBS	36	52	12
10/23-28/82	33	50	17	11/4-7/99	37	50	13
1/13-15/90	42	47	11	2/12-14/00	39	47	13
8/16-19/90	40	44	16	5/10-13/00	38	45	18
10/8-10/90	27	60	13	7/20-23/00	45	41	14
10/28-31/90	23	69	8	9/27-10/1/00	49	38	13
1/27-28/91	49	41	10	2/10-12/01 CBS	48	31	21
3/4-6/91	39	47	14	3/8-12/01	50	33	17
8/18-22/91	30	57	13	4/23-25/01 CBS	44	37	19
10/5-7/91	27	57	16	5/10-12/01 CBS	45	36	19
10/15-18/91	29	57	14	6/14-18/01	45	39	16
1/22-25/92	17	71	11	10/25-28/01	67	24	9
2/26-3/1/92	21	67	12	12/07-10/01	57	31	12
3/26-29/92	17	75	7	1/21-24/02	47	37	15
7/8-11/92	20	71	9	2/24-26/02 CBS	50	34	16
3/28-31/93	35	52	13	6/18-20/02 CBS	43	40	17
5/27-29/93	27	61	12	7/13-16/02	49	38	14
6/1-3/93	27	60	13	9/22-23/02 CBS	48	36	16
8/2-3/93 CBS	21	68	11	10/3-6/02	42	45	13
9/16-19/93	23	64	13	10/27-31/02	45	40	15
11/11-14/93	25	63	12	5/9-12/03	35	48	16
12/5-7/93 CBS	27	60	13	7/13-27/03	39	46	15
1/15-17/94	30	58	13	9/28-10/1/03	37	47	16
8/16-17/94	22	67	11	1/12-15/04	45	42	13
9/8-11/94	25	63	12	10/14-17/04	38	46	16
10/29-11/1/94	20	73	7	1/14-18/05	44	39	17
1/10-20/95 CBS	35	44	21	2/24-28/05	41	44	15
2/22-25/95	36	51	13	3/21-22/05 CBS	34	49	17
3/12-14/95	31	54	15	4/13-16/05 CBS	35	51	14
4/1-4/95	30	60	10	5/20-23/05 CBS	29	55	16
5/4-6/95 CBS	33	55	12	6/10-15/05	33	53	14
8/5-9/95	31	56	13	7/13-14/05 CBS	33	50	17
10/22-25/95	32	55	13	9/9-13/05	34	54	12
12/9-11/95	26	64	10	10/3-5/05 CBS	31	57	12
1/18-20/96 CBS	31	60	9	10/30-11/1/05 CBS	34	53	13
2/22-24/96	22	70	8	12/2-6/05	33	53	14
3/10-11/96 CBS	26	64	10	1/5-8/06 CBS	27	57	16
3/31-4/2/96	23	66	11	1/20-25/06	29	61	11
5/31-6/3/96	19	71	10	2/22-26/06 CBS	28	61	11
6/20-23/96 NYT	29	61	9	3/9-12/06 CBS	32	54	14
7/11-13/96	27	58	15	4/6-9/06 CBS	27	61	12
8/3-5/96	32	52	16	5/4-8/06	23	64	13
9/2-4/96	32	55	13	6/10-11/06 CBS	26	60	14
1/14-17/97	45	45	10	7/21-25/06	28	58	14
4/2-5/97	32	59	9	8/17-21/06	29	60	11
5/6-8/97 CBS	42	44	14	9/15-19/06	25	61	14
7/13-14/97 CBS	34	55	11	10/5-8/06	27	64	9
11/2-3/97 CBS	36	53	11	10/27-31/06	29	56	15
12/6-8/97	34	52	14	1/18-21/07 CBS	33	49	18
1/10-12/98	44	40	16	2/8-11/07 CBS	32	52	16
1/18-21/98 CBS	42	41	17	2/23-27/07	33	50	17
1/24-25/98	47	43	10	3/7-11/07	31	53	16
2/19-21/98	50	30	20	4/9-12/07 CBS	34	54	12
5/19-21/98 CBS	41	42	17	5/18-23/07	35	52	13
7/19-21/98	40	42	18	6/26-28/07 CBS	27	60	13
9/8-10/98 CBS	49	38	13	7/9-17/07	29	59	12
9/12-15/98 CBS	55	34	12	7/20-22/07	26	61	13
9/22-23/98	48	41	10	8/8-12/07 CBS	25	63	12
10/3-4/98 CBS	47	38	15	9/4-8/07	23	66	11
10/7-8/98 CBS	46	44	10	10/12-16/07 CBS	27	59	14
10/12-13/98	43	48	9	12/5-9/07	21	64	15
10/26-28/98	41	49	10	4/25-29/08	21	68	11
10/31-11/1/98 CBS	41	48	11	9/27-30/08 CBS	15	72	13
12/13-17/98	44	49	6	<b>10/10-13/08</b>	<b>12</b>	<b>74</b>	<b>14</b>
12/19-20/98	42	53	5				
1/3-4/99 CBS	41	51	8				
1/10-13/99 CBS	43	46	11				
1/30-2/1/99	45	46	9				
2/12/99 CBS	46	46	8				
3/24/99 CBS	43	47	10				
3/28/99 CBS	41	47	12				



20. How about the Representative in Congress from your district? Do you approve or disapprove of the way your Representative is handling his or her job?

	Approve	Disapprove	DK/NA
6/78	60	22	18
9/78 CBS	60	20	20
8/80	61	18	21
1/90	64	21	15
8/90	60	21	19
10/90	51	30	19
10/91	56	27	17
2/92	55	28	17
3/92	54	30	16
7/92	52	30	18
11/93	59	23	18
9/94	56	17	27
11/94	56	33	11
2/95	60	22	18
10/96	61	22	17
2/98	62	9	28
10/98	61	22	17
10/98	64	19	17
4/13-16/05 CBS	57	23	20
12/2-6/05	60	24	16
1/20-25/06	57	25	17
4/6-9/06 CBS	60	23	17
5/4-8/06	53	31	16
7/21-25/06	57	27	16
9/15-19/06	53	29	17
10/5-8/06	56	27	16
10/27-31/06	58	26	16
<b>10/10-13/08</b>	<b>43</b>	<b>31</b>	<b>26</b>

21. How would you rate the condition of the national economy these days? Is it very good, fairly good, fairly bad or very bad?

	Very Good	Fairly good	Fairly bad	Very bad	DK/NA		Very good	Fairly good	Fairly bad	Very bad	DK/NA
1/92A	-	17	47	35	1	7/22-23/02 CBS	3	42	39	14	2
1/92B	1	20	46	32	1	8/6-7/02 CBS	2	45	38	13	2
2/92A	1	16	38	42	2	9/2-5/02	3	47	36	14	1
2/92B	1	16	40	41	1	10/3-6/02	4	39	42	14	2
3/92	1	18	39	40	1	10/27-31/02	1	44	38	15	1
4/92	1	23	40	34	1	11/20-24/02	2	46	37	13	2
7/92	-	21	41	37	1	1/4-6/03 CBS	1	40	43	14	2
8/92A	1	20	40	38	1	1/19-22/03	1	42	43	12	1
9/92A	1	19	37	39	3	2/10-12/03	2	37	42	18	2
10/92A	1	18	42	37	2	3/20-24/03	3	47	33	15	2
10/92C	2	21	40	37	1	4/11-13/03	2	48	36	10	3
10/92D	2	21	40	36	2	5/9-12/03	2	42	41	14	1
10/92E	1	22	39	36	2	9/28-10/1/03	4	39	37	19	1
12/92	1	31	39	28	2	10/20-21/03 CBS	3	42	36	18	1
1/93	1	34	41	22	2	12/10-13/03	4	52	30	13	1
2/93	2	33	36	26	3	12/14-15/03	5	50	28	13	4
3/93	1	33	41	22	2	1/12-15/04	3	51	34	11	1
6/93A	1	29	43	25	2	3/10-14/04	2	47	34	15	2
6/93B	1	33	40	23	2	4/23-27/04	4	51	30	15	1
8/93	3	28	45	23	1	5/20-23/04 CBS	5	47	31	16	1
9/93	1	31	44	23	1	6/23-27/04	4	54	30	11	1
11/93	2	40	38	18	2	8/15-18/04 CBS	5	47	32	15	1
12/93	1	43	39	15	2	9/12-16/04	3	51	31	12	2
12/93	1	43	39	15	2	10/1-3/04	6	49	29	16	1
1/94	2	45	38	14	1	10/14-17/04	3	49	32	13	2
1/94	1	49	34	14	1	11/18-21/04	4	50	30	14	1
2/94	2	50	34	12	2	2/24-28/05	4	53	29	13	1
4/94	3	51	33	11	2	6/10-15/05	4	50	32	13	1
6/94	3	51	32	11	3	7/29-8/2/05 CBS	7	50	31	11	1
7/94	3	50	35	11	1	9/9-13/05	4	45	33	17	1
9/94	2	51	33	13	2	10/30-11/1/05 CBS	3	44	35	16	2
9/94	3	50	34	11	2	12/2-6/05	6	49	29	14	1
11/94	2	53	33	10	1	1/5-8/06 CBS	6	48	32	13	1
1/95	3	57	28	11	1	1/20-25/06	6	51	29	13	1
2/95	5	53	29	12	2	2/22-26/06 CBS	5	45	33	15	2
3/95	3	52	29	13	3	3/9-12/06 CBS	4	51	29	14	2
7/95	3	58	26	11	2	4/6-9/06 CBS	7	45	30	17	1
10/95	3	54	32	10	1	4/28-30/06 CBS	8	49	27	14	2
12/95	4	54	27	13	2	5/4-8/06	6	47	31	15	1
1/96	2	49	33	14	2	7/21-25/06	5	46	34	13	1
2/96	3	50	30	15	3	8/17-21/06	5	47	32	15	1
6/96	2	53	32	11	2	9/15-19/06	5	51	30	13	1
6/96B	4	56	30	9	1	10/5-8/06	7	53	28	11	1
7/96	5	56	27	10		10/27-31/06	9	50	26	13	3
8/96	5	58	23	10	3	12/8-10/06 CBS	8	50	26	13	3
9/96	5	64	23	7	1	1/1-3/07 CBS	8	50	26	14	2
10/96	6	66	19	6	2	1/18-21/07 CBS	7	51	31	10	1
10/96C	6	61	21	10	3	2/8-11/07 CBS	8	52	27	12	1
11/96	6	64	21	6	2	2/23-27/07	7	55	25	10	3
12/96	6	61	22	8	3	3/7-11/07	8	47	33	11	1
1/97	7	64	23	5	1	4/9-12/07 CBS	8	51	28	11	2
4/97	6	62	24	7	1	5/18-23/07	7	48	29	14	1
7/97	11	62	18	8	1	7/9-17/07	9	46	30	13	2
11/97	14	63	16	5	2	8/8-12/07 CBS	7	45	32	14	2
12/97	17	63	15	4	2	9/4-8/07	4	51	30	15	1
1/98	16	67	13	3	1	10/12-16/07 CBS	5	45	33	16	1
2/98	21	67	9	3	1	12/5-9/07	3	39	39	18	1
8/11-13/98	21	66	8	3	2	1/9-12/08	3	35	42	19	2
8/19-20/98	25	61	9	3	2	1/30-2/2/08 CBS	2	26	44	27	1
10/98A	16	65	15	3	2	2/20-24/08	2	27	45	25	1
10/98B	16	68	11	3	2	3/15-18/08 CBS	1	24	42	34	
2/00	28	60	8	3	1	3/28-4/2/08	1	20	48	30	1
5/00	29	58	7	4	2	4/25-29/08	-	22	41	36	1
9/00D*	26	64	7	2	1	5/1-3/08	1	15	40	43	1
10/00	25	60	9	4	3	5/30-6/3/08 CBS	1	19	45	33	2
11/00	26	63	7	3	2	7/7-14/08	1	18	45	35	1
12/00 CBS	21	65	10	3	1	7/31-8/5/08 CBS	1	16	40	43	
1/01 CBS	14	70	11	4	1	8/15-19/08	1	17	41	41	-
3/8-12/01	6	68	19	5		9/12-16/08	2	20	39	39	-
4/01B CBS	3	58	29	7	3	9/21-24/08	-	17	34	46	2
5/01 CBS	4	64	23	7	2	9/27-30/08 CBS	-	10	37	52	1
6/14-18/01	3	67	22	6	2	10/3-5/08 CBS	1	10	34	55	-
9/20-23/01	3	50	33	11	2	<b>10/10-13/08</b>	<b>-</b>	<b>11</b>	<b>38</b>	<b>50</b>	<b>-</b>
10/25-28/01	3	53	33	9	2						
12/07-10/01	3	52	35	8	2						
1/5-6/02 CBS	3	49	36	8	4						
1/15-17/02CBS	2	49	36	11	2						
1/21-24/02	2	50	36	10	1						
2/24-26/02CBS	1	52	38	7	2						
5/13-14/02CBS	4	62	27	7	-						
6/18-20/02CBS	3	56	30	9	2						
7/13-16/02	2	47	36	13	2						

22. Do you think the economy is getting better, getting worse, or staying about the same?

	Better	Worse	Same	DK/NA		Better	Worse	Same	DK/NA
1/92A	8	47	44	1	11/20-24/02	19	30	50	2
1/92B	9	45	44	1	1/19-22/03	17	39	44	1
2/92B	13	38	48	1	4/11-13/03	17	31	49	2
3/92	20	26	53	1	5/9-12/03	22	28	49	1
4/92	18	31	50	1	7/13-27/03	22	31	46	1
7/92	12	33	54	1	8/26-28/03 CBS	25	31	43	1
8/92A	10	36	53	1	9/28-10/1/03	24	29	46	1
9/92A	10	33	55	2	12/10-13/03	34	24	41	1
10/92A	9	38	51	1	12/14-15/03	39	19	39	2
10/92C	12	37	49	2	1/12-15/04	34	26	39	1
10/92D	17	33	48	2	2/12-15/04 CBS	33	27	39	1
10/92E	17	32	49	2	3/10-14/04	28	27	43	2
12/92	29	17	51	3	4/23-27/04	30	26	44	1
1/93	26	18	55	1	5/20-23/04 CBS	23	32	43	2
2/93	32	15	51	2	6/23-27/04	28	23	47	1
3/93	21	19	58	2	9/12-16/04	26	27	45	2
6/93A	13	26	60	1	9/12-16/04	26	27	45	2
8/93 CBS	12	30	56	2	10/14-17/04	24	33	42	1
9/93	14	26	58	1	11/18-21/04	26	29	44	1
11/93	19	24	57	1	1/14-18/05	25	29	45	1
1/94	31	17	57	1	2/24-28/05	23	30	46	1
4/94	24	25	50	1	6/10-15/05	18	36	45	2
7/94	22	21	56	1	7/29-8/2/05 CBS	20	32	47	1
9/94	23	27	50	1	9/9-13/05	13	47	38	2
11/94	20	26	53	1	10/30-11/1/05 CBS	16	40	44	
1/95 CBS	24	22	53	1	12/2-6/05	19	35	45	1
2/95	27	20	53	1	1/5-8/06 CBS	20	37	43	
3/95	18	27	53	2	1/20-25/06	17	38	44	1
8/95	14	27	58	1	3/9-12/06	13	39	47	1
10/95	13	27	57	2	5/4-8/06	14	47	39	1
2/95	16	26	56	2	7/21-25/06	12	47	41	1
1/96	13	31	54	2	9/15-19/06	17	36	46	1
2/96	14	29	55	2	10/5-8/06	19	31	49	1
4/96	14	32	53	2	10/27-31/06	16	38	44	
6/96	13	29	57	1	2/8-11/07 CBS	15	34	49	2
6/96 NYT	18	22	58	1	2/23-27/07	11	35	51	2
9/96	23	21	54	2	4/9-12/07 CBS	11	44	44	1
7/96	16	27	55	2	5/18-23/07	11	43	44	2
8/96C	17	23	57	3	7/9-17/07	12	41	45	2
10/96	26	19	53	2	9/4-8/07	8	49	43	1
11/96	24	19	55	2	10/12-16/07 CBS	9	45	44	2
12/96	19	21	57	2	12/5-9/07	5	53	40	2
1/97	24	19	56	1	1/9-12/08	4	62	33	1
4/97	16	25	57	1	1/30-2/2/08 CBS	6	67	26	1
11/97 CBS	23	19	55	3	2/20-24/08	3	63	32	1
12/97	29	18	51	2	3/15-18/08 CBS	2	75	21	2
1/98	32	13	55	1	3/28-4/2/08	4	70	25	1
10/98A	20	26	53	2	4/25-29/08	4	70	24	1
10/98B	23	21	53	2	5/30-6/3/08 CBS	3	69	27	1
2/00	30	15	52	2	7/7-14/08	3	67	29	1
1/01 CBS	11	39	49	1	9/12-16/08	6	61	32	1
2/01 CBS	8	46	44	2	9/21-24/08	2	70	26	2
3/8-12/01	7	41	49	2	9/27-30/08 CBS	2	76	20	2
4/01 CBS	9	48	41	2	10/3-5/08 CBS	3	75	21	1
5/01 CBS	10	44	44	2	<b>10/10-13/08</b>	<b>5</b>	<b>67</b>	<b>26</b>	<b>2</b>
6/14-18/01	9	40	50	1					
9/20-23/01	8	55	35	2					
10/25-28/01	14	37	46	2					
12/07-10/01	19	34	45	2					
1/5-6/02 CBS	26	27	44	3					
1/21-24/02	18	33	48	1					
5/13-14/02CBS	31	18	51	-					
7/13-16/02	14	41	44	2					
10/3-5/02	13	39	46	2					
10/27-31/02	17	34	48	1					

23. How much of the time do you think you can trust the government in Washington to do what is right – just about always, most of the time, or only some of the time?

	Always	Most	Some	Never(vol.)	DK/NA	Always/ Most	Some/ Never
2/76 <sup>1</sup>	7	29	55	5	4	36	60
6/76 <sup>1</sup>	4	30	58	5	3	33	64
9/76	5	35	52	4	5	40	56
4/77	6	29	62	3		35	62
10/77	4	28	62	2	3	33	64
11/79	3	26	64	3	3	30	68
3/80	3	22	69	2	4	26	71
11/80 <sup>1</sup>	4	35	57	2	3	39	58
6/83NYT	7	43	46	1	3	51	46
11/83NYT	6	38	51	1	3	44	53
11/84B	4	41	51	1	3	46	51
2/85NYT	5	41	49	3		47	50
11/85 <sup>2</sup>	8	41	42	7	2	49	49
1/86	5	37	54	1	3	42	55
11/86	7	42	46	3	2	49	49
1/87	7	37	52	2	3	43	54
2/87	6	35	54	2	2	42	56
10/87	5	35	55	2	3	41	57
11/88B	4	40	52	2	2	44	54
1/89	6	38	53	1	1	44	54
4/90	6	32	53	4	5	38	57
10/90B	3	22	70	2	2	25	73
3/91	7	40	50	2	2	46	52
10/92C*	1	22	72	3	2	23	75
1/93	2	22	73	3	1	24	75
11/94	2	20	76	2	1	22	78
2/95	2	16	77	4	1	18	81
8/95	3	17	75	4	2	20	79
11/96	2	23	70	3	2	25	73
1/97	1	22	72	4	1	23	76
1/98	3	23	71	3	1	26	74
10/98B	2	24	70	3	1	26	73
10/25-28/01	10	45	42	2	2	55	44
12/7-10/01	5	42	49	2	1	47	51
1/21-24/02	5	41	51	2	1	46	53
7/13-16/02	5	33	57	4	1	38	61
9/2-5/02	5	33	57	4	2	38	61
7/13-27/03	4	32	60	3	1	36	63
7/11-15/04	4	36	56	3	1	40	59
9/9-13/05	3	26	63	6	1	29	69
12/2-6/05	2	30	65	2	1	32	67
1/20-25/06	5	27	63	4	1	32	67
9/15-19/06	1	26	65	6	2	27	71
10/5-8/06	2	26	66	4	1	28	70
7/9-17/07	2	22	71	5	1	24	76
<b>10/10-13/08</b>	<b>1</b>	<b>16</b>	<b>74</b>	<b>9</b>	<b>1</b>	<b>17</b>	<b>83</b>

<sup>1</sup> QUESTION READ: HOW MUCH OF THE TIME DO YOU THINK YOU CAN TRUST THE GOVERNMENT TO DO WHAT'S RIGHT--JUST ABOUT ALWAYS, MOST OF THE TIME, ONLY SOME TIME, OR NONE OF THE TIME?

<sup>2</sup> QUESTION READ: HOW MUCH DO YOU TRUST THE GOVERNMENT IN WASHINGTON TO DO WHAT IS RIGHT--JUST ABOUT ALWAYS, MOST OF THE TIME, ONLY SOME OF THE TIME, OR ALMOST NEVER?

24. In general, is your opinion of the Republican party favorable or not favorable?

QUESTIONS 24-25 WERE ROTATED.

	Fav	Not fav	DK/NA		Fav	Not fav	DK/NA
12/85 NYT	58	29	14	7/00B*	54	41	5
11/88B	57	34	10	9/00D*	49	44	7
1/90	63	28	9	11/00L	49	44	7
4/90	58	34	8	3/8-12/01	54	39	7
6/91	62	28	10	6/14-18/01	46	47	8
5/92 CBS	46	45	9	1/21-24/02	58	33	9
6/92	49	43	8	7/13-16/02	53	38	9
7/92*	46	47	7	10/3-5/02	53	39	8
8/92*	47	48	5	10/27-31/02	57	35	8
1/94	52	36	12	11/20-24/02	51	39	10
9/94	52	36	10	1/19-22/03	50	41	9
11/94	54	39	7	5/9-12/03	53	40	7
11/94 CBS	59	33	8	7/13-27/03	46	45	9
1/95 CBS	53	38	9	9/28-10/1/03	51	43	5
2/95	54	37	8	12/10-13/03	47	44	9
4/95	54	40	6	12/14-16/03	53	39	9
8/95	54	37	9	1/12-15/04	48	43	8
4/96*	43	51	7	3/10-14/04	49	43	8
8/96*	46	47	7	7/11-15/04	47	47	5
8/96B* CBS	47	43	10	10/14-17/04	47	46	7
8/96C*	52	42	6	11/18-21/04	49	46	5
8/96D* CBS	48	43	9	1/14-18/05	49	44	7
9/96*	48	44	7	12/2-6/05	42	50	8
1/97	50	41	9	1/20-25/06	44	51	5
12/98	42	51	8	3/9-12/06 CBS	36	58	6
12/17/98	33	57	10	4/6-9/06 CBS	40	53	7
12/19/98	36	59	5	5/4-8/06	37	57	6
12/20/98	36	58	6	7/21-25/06	43	51	6
1/99 CBS	38	55	7	9/15-19/06	41	52	8
1/99	41	52	8	10/5-8/06	39	54	7
2/99 CBS	40	49	11	10/27-31/06	36	56	7
6/99 CBS	41	47	12	2/23-27/07	34	56	10
9/99 CBS	43	45	12	3/7-11/07	34	58	8
11/99	48	43	9	5/18-23/07	38	56	5
2/00	49	41	10	7/9-17/07	38	56	5
5/00*	53	40	8	12/5-9/07	33	59	7
				4/25-29/08	33	58	9
				<b>10/10-13/08</b>	<b>37</b>	<b>54</b>	<b>9</b>

25. In general, is your opinion of the Democratic party favorable or not favorable?  
 QUESTIONS 24-25 WERE ROTATED.

	Fav	Not fav	DK/NA		Fav	Not fav	DK/NA
12/85 NYT	59	27	14	7/00B*	56	39	5
11/88B	54	36	10	9/00D*	58	36	6
1/90	58	32	10	11/00L	56	37	7
4/90	54	35	11	3/8-12/01	55	38	7
6/91	52	34	13	6/14-18/01	56	36	9
5/92 CBS	46	43	10	1/21-24/02	58	34	8
6/92	49	40	11	7/13-16/02	53	36	11
7/92*	49	43	8	10/3-5/02	53	39	8
8/92*	57	37	6	10/27-31/02*	55	38	7
1/94	49	40	12	11/20-24/02	45	44	11
9/94	48	44	8	1/19-22/03	52	39	9
11/94	44	48	8	5/9-12/03	46	45	9
11/94 CBS	40	52	8	7/13-27/03	49	42	9
1/95 CBS	47	47	6	9/28-10/1/03	53	39	7
2/95	47	45	8	12/10-13/03	55	36	9
4/95	48	45	7	12/14-16/03	51	39	10
8/95	47	45	8	1/12-15/04	54	36	10
4/96*	46	47	6	3/10-14/04	51	41	9
8/96*	55	39	6	7/11-15/04	55	38	7
8/96B* CBS	52	39	9	10/14-17/04	52	40	8
8/96C*	53	40	6	11/18-21/04	54	39	6
8/96D* CBS	57	36	7	1/14-18/05	51	41	8
9/96*	56	39	5	12/2-6/05	46	43	10
1/97	55	39	7	1/20-25/06	53	40	7
12/98	56	36	8	3/9-12/06 CBS	47	46	7
12/17/98	56	35	8	4/6-9/06 CBS	48	43	9
12/19/98	65	31	5	5/4-8/06	55	37	8
12/20/98	60	34	5	7/21-25/06	52	41	7
1/99 CBS	61	32	7	9/15-16/06	52	40	8
1/99	56	37	6	10/5-8/06	52	40	8
2/99	57	32	11	10/27-31/06	49	40	10
6/99	51	36	13	2/23-27/07	48	41	11
9/99	53	37	10	3/7-11/07	47	43	9
11/99	52	39	9	5/18-23/07	53	42	5
2/00	61	31	9	7/9-17/07	52	41	7
5/00*	54	40	6	12/5-9/07	48	44	8
				4/25-29/08	52	41	8
				<b>10/10-13/08</b>	<b>52</b>	<b>38</b>	<b>10</b>

28. Is your opinion of Joe Biden favorable, not favorable, undecided, or haven't you heard enough about Joe Biden yet to have an opinion? *QUESTIONS 28-29 WERE ROTATED*

	Favorable	Not Fav	Undecided	Haven't heard enough	Refused
5/5-6/87	3	3	14	84	
9/21-22/87	3	16	14	67	
10/18-22/87	8	15	13	62	2
1/1-3/07 CBS	9	14	20	57	
9/14-16/07 CBS	9	15	19	56	1
8/15-20/08	13	12	18	54	2
9/12-16/08*	38	17	17	28	-
9/21-24/08*	33	17	18	32	-
9/27-30/08* CBS	34	19	14	32	-
10/3-5/08* CBS	40	19	18	22	1
<b>10/10-13/08*</b>	<b>43</b>	<b>21</b>	<b>16</b>	<b>19</b>	<b>-</b>

29. Is your opinion of Sarah Palin favorable, not favorable, undecided, or haven't you heard enough about Sarah Palin yet to have an opinion? *QUESTIONS 28-29 WERE ROTATED*

	Favorable	Not Fav	Undecided	Haven't heard enough	Refused
9/12-16/08*	40	30	15	15	-
9/21-24/08*	37	29	14	18	1
9/27-30/08* CBS	32	33	15	21	-
10/3-5/08* CBS	40	32	12	15	1
<b>10/10-13/08*</b>	<b>32</b>	<b>41</b>	<b>16</b>	<b>10</b>	<b>-</b>

30. Compared with past presidential campaigns, do you think the campaign has been more positive this year, more negative this year, or about the same?

	More positive	More negative	Same	DK/NA
10/21-24/88*	7	47	43	3
10/31-11/2/88*	7	61	28	4
10/2-4/92*	16	34	48	2
10/31-11/1/92*	22	39	35	3
10/10-13/96*	33	11	53	3
10/17-20/96*	28	16	54	2
9/12-16/04*	9	45	44	2
10/14-17/04*	13	41	44	2
10/28-30/04*	8	51	38	3
<b>10/10-13/08*</b>	<b>15</b>	<b>30</b>	<b>53</b>	<b>2</b>

### QUESTIONS 33-40 ROTATED WITH 43-50

33. Do you think Barack Obama has the right kind of temperament and personality to be a good president, or not?

	Yes	No	DK/NA
10/10-13/08*	69	23	7

34. Do you think Barack Obama does or does not understand the needs and problems of people like yourself?

	Yes	No	DK/NA
9/12-16/08*	60	33	6
9/21-24/08*	66	27	7
9/27-30/08* CBS	67	28	4
10/10-13/08*	64	29	6

35. Do you think Barack Obama has prepared himself well enough for the job of President, or hasn't he?

	Has prepared	Has not prepared	DK/NA
8/15-19/08*	44	49	8
9/12-16/08*	48	46	6
9/27-30/08* CBS	52	43	5
10/10-16/08*	51	41	8

36. How confident are you in Barack Obama's ability to make the right decisions about the economy – are you very confident, somewhat confident, not too confident, or not at all confident?

	Very confident	Somewhat confident	Not too confident	Not at all confident	DK/NA
2/20-24/08*	20	46	19	12	3
3/28-4/2/08*	17	45	21	15	2
7/31-8/5/08* CBS	12	40	24	21	3
8/15-19/08*	23	42	16	18	1
9/12-16/08*	23	37	22	17	1
9/21-24/08*	29	35	20	14	1
9/27-30/08* CBS	26	35	24	15	1
10/10-13/08*	22	38	20	19	1

37. How confident are you in Barack Obama's ability to make the right decisions about health care – are you very confident, somewhat confident, not too confident, or not at all confident?

	Very confident	Somewhat confident	Not too confident	Not at all confident	DK/NA
3/28-4/2/08*	17	44	19	16	4
10/10-13/08*	28	38	13	20	1

38. How confident are you in Barack Obama's ability to make the right decisions about the current economic crisis – are you very confident, somewhat confident, not too confident, or not at all confident?

	Very confident	Somewhat confident	Not too confident	Not at all confident	DK/NA
10/10-13/08*	23	35	21	20	-



39. If he were elected President, do you think Barack Obama would raise taxes on people like yourself, or wouldn't he do that?

	Would	Would not	DK/NA
10/10-13/08*	46	41	12

40. Do you know what Barack Obama's religion is? (If Yes, ask:) What religion is he?

	Protestant	Catholic	Other	Muslim	United Church of Christ	DK/NA
8/8-12/07* CBS	6	1	1	7	1	84
5/1-3/08*	26	1	3	7	2	60
10/10-13/08*	30	2	-	9	1	57

43. Do you think John McCain has the right kind of temperament and personality to be a good president, or not?

	Yes	No	DK/NA
10/10-13/08*	53	42	5

44. Do you think John McCain does or does not understand the needs and problems of people like yourself?

	Yes	No	DK/NA
9/12-16/08*	48	47	5
9/21-24/08*	49	45	6
9/27-30/08* CBS	46	49	4
10/10-13/08*	43	53	4

45. Do you think John McCain has prepared himself well enough for the job of President, or hasn't he?

	Has prepared	Has not prepared	DK/NA
8/15-19/08*	68	25	6
9/12-16/08*	71	24	6
9/27-30/08* CBS	60	34	6
10/10-13/08*	64	33	4

46. How confident are you in John McCain's ability to make the right decisions about the economy - are you very confident, somewhat confident, not too confident, or not at all confident?

	Very confident	Somewhat confident	Not too confident	Not at all confident	DK/NA
2/20-24/08*	11	47	24	14	4
3/28-4/2/08*	11	43	21	21	4
7/31-8/5/08* CBS	9	41	29	18	3
8/15-19/08*	11	43	28	16	1
9/12-16/08*	18	35	22	24	1
9/21-24/08*	17	38	25	20	1
9/27-30/08* CBS	15	34	26	24	1
10/10-13/08*	12	36	29	23	1

47. How confident are you in John McCain's ability to make the right decisions about health care – are you very confident, somewhat confident, not too confident, or not at all confident?

	Very confident	Somewhat confident	Not too confident	Not at all confident	DK/NA
3/28-4/2/08*	11	39	25	19	5
10/10-13/08*	10	34	27	27	2

48. How confident are you in John McCain's ability to make the right decisions about the current economic crisis – are you very confident, somewhat confident, not too confident, or not at all confident?

	Very confident	Somewhat confident	Not too confident	Not at all confident	DK/NA
10/10-13/08*	14	34	28	23	1

49. If he were elected President, do you think John McCain would raise taxes on people like yourself, or wouldn't he do that?

	Would	Would not	DK/NA
10/10-13/08*	51	38	11

50. Do you know what John McCain's religion is? (If Yes, ask:) What religion is he?

	Protestant	Catholic	Other	DK/NA
5/1-3/08*	14	4	-	82
10/10-13/08*	27	2	-	70

53. If John McCain were elected President, do you think he would generally continue George W. Bush's economic policies, or not?

	Continue Bush economic policies	Not continue Bush economic policies	DK/NA
7/7-14/08*	61	32	6
10/10-13/08*	55	42	4

## QUESTIONS 54-55 ROTATED WITH 56-57

54. Has your opinion of Barack Obama changed over the past couple of weeks, or hasn't it changed? IF CHANGED, Has it changed for the better or for the worse?

	Changed for the better	Changed for the worse	Not changed	DK/NA
10/10-13/08*	17	7	76	1

55. What is the main reason your opinion of Barack Obama has changed over the past couple of weeks? *ASKED OF THOSE WHO ANSWERED "CHANGED" TO Q54 -- NOTE: Not enough respondents said change for the worse to look at their answers*

	10/10-13/08*
	<b>For the better</b>
Debate performance	23
Health care policy	16
Prepared/experience/knowledge	13
Calm/steady	11
Handling of economic crisis	5
Joe Biden	3
Handling attacks from opponent	2
Fresh ideas	2
Other	21
DK/NA	4

56. Has your opinion of John McCain changed over the past couple of weeks, or hasn't it changed? IF CHANGED, Has it changed for the better or for the worse?

	Changed for the better	Changed for the worse	Not changed	DK/NA
10/10-13/08*	7	21	72	-

57. What is the main reason your opinion of John McCain has changed over the past couple of weeks? *ASKED OF THOSE WHO ANSWERED "CHANGED" TO Q56 -- NOTE: Not enough respondents said change for the better to look at their answers*

	10/10-13/08*
	<b>For the worse</b>
Attacks on opponent	23
Sarah Palin	22
Debate performance	10
Economic policy/Tax policy	10
Health care policy	10
Erratic/unsteady	10
Handling attacks from opponent	3
Not prepared/experience/knowledge	2
Other	8
DK/NA	2

58. What do you think Barack Obama has been spending more time doing in his campaign – explaining what he would do as president or attacking John McCain? *QUESTIONS 58-59 WERE ROTATED.*

	Explaining	Attacking	DK/NA
7/7-14/08*	73	17	10
8/15-19/08*	61	26	13
9/21-24/08*	56	35	9
<b>10/10-13/08*</b>	<b>63</b>	<b>27</b>	<b>10</b>

59. What do you think John McCain has been spending more time doing in his campaign – explaining what he would do as president or attacking Barack Obama? *QUESTIONS 58-59 WERE ROTATED.*

	Explaining	Attacking	DK/NA
7/7-14/08*	63	26	11
8/15-19/08*	38	52	10
9/21-24/08*	38	53	9
<b>10/10-13/08*</b>	<b>31</b>	<b>61</b>	<b>8</b>

### QUESTIONS 60-61 ROTATED WITH 62-63

60. Regardless of how you intend to vote, is there anything about Barack Obama's background or past associations that bothers you, or not? IF YES, What bothers you?

	<b>10/10-13/08*</b>
No, nothing	<b>56</b>
Yes	
Reverend Jeremiah Wright	<b>11</b>
Bill Ayers/domestic terrorist/Weathermen	<b>9</b>
Muslim religion	<b>4</b>
Age/too young	<b>1</b>
Chicago politics	<b>1</b>
Lived abroad/Indonesia	<b>1</b>
Communist/Socialist	<b>1</b>
Don't know enough about him	<b>1</b>
Not patriotic	<b>1</b>
Other	<b>9</b>
DK/NA	<b>5</b>

61. How much have you heard or read about the allegation by the McCain campaign that Barack Obama was associated with Bill Ayers, a former member of the radical domestic group called the Weathermen – a lot, some, not much, or nothing at all?

	A lot	Some	Not much	Nothing at all	DK/NA
<b>10/10-13/08*</b>	<b>33</b>	<b>31</b>	<b>17</b>	<b>18</b>	<b>1</b>

62. Regardless of how you intend to vote, is there anything about John McCain's background or past associations that bothers you, or not? IF YES, What bothers you?

	10/10-13/08*
No, nothing	70
Yes	
Keating Five	4
Too much like George W. Bush	4
Imprisonment in Vietnam camp	1
Too old	1
First marriage	1
Other	12
DK/NA	7

63. How much have you heard or read about John McCain's involvement as one of the five senators known as the Keating Five in the savings and loan controversy in the late 1980s and early 1990s – a lot, some, not much, or nothing at all?

	A lot	Some	Not much	Nothing at all	DK/NA
10/10-13/08*	18	29	28	25	-

64. If Barack Obama is elected President, do you think the policies of his administration would favor whites over blacks, favor blacks over whites, or would they treat both groups the same? *QUESTIONS 64-65 WERE ROTATED.*

	Favor whites over blacks	Favor blacks over whites	Treat both the same	DK/NA
7/7-14/08*	1	13	81	4
10/10-13/08*	-	15	79	6

65. If John McCain is elected President, do you think the policies of his administration would favor whites over blacks, favor blacks over whites, or would they treat both groups the same? *QUESTIONS 64-65 WERE ROTATED.*

	Favor whites over blacks	Favor blacks over whites	Treat both the same	DK/NA
7/7-14/08*	16	1	77	6
10/10-13/08*	20	-	74	6

66. How would you say things are going for the U.S. in its efforts to bring stability and order to Iraq? Would you say things are going very well, somewhat well, somewhat badly, or very badly?

	Very well	Smewhat well	Smewhat badly	Very badly	DK/NA		Very well	Smewhat well	Smewhat badly	Very badly	DK/NA
5/27-28/03 CBS	11	61	19	5	4	5/30-6/3/08 CBS	4	31	29	33	3
7/8-9/03 CBS	6	54	25	11	4	7/7-14/08	7	38	27	24	3
8/11-12/03 CBS	6	47	28	13	6	7/31-8/5/08 CBS	7	38	29	20	6
8/26-28/03 CBS	5	46	31	16	2	8/15-20/08	7	38	31	20	3
9/15-16/03 CBS	5	44	29	18	4	9/12-16/08	10	42	24	22	3
10/20-21/03 CBS	5	49	31	12	3	9/21-24/08	7	39	29	22	3
11/10-12/03 CBS	5	42	28	22	3	<b>10/10-13/08</b>	<b>7</b>	<b>42</b>	<b>25</b>	<b>23</b>	<b>3</b>
12/10-13/03	6	41	33	18	3						
12/14-15/03	9	55	21	10	5						
12/21-22/03 CBS	8	57	24	9	2						
4/8/04 CBS	4	35	33	26	2						
4/23-27/04	4	34	31	29	2						
5/20-23/04 CBS	3	34	38	22	3						
6/23-27/04	2	38	31	26	3						
7/11-15/04	4	39	28	28	1						
8/15-18/04	5	41	32	19	3						
9/12-16/04	4	42	26	25	3						
10/14-17/04	5	38	27	27	3						
10/28-30/04	7	39	26	26	2						
11/18-21/04	5	40	26	27	2						
1/14-18/05	5	36	28	29	2						
2/24-28/05	10	43	29	18	1						
4/13-16/05 CBS	7	41	32	18	2						
5/20-24/05 CBS	5	36	31	26	2						
6/10-15/05	7	33	34	26	1						
7/13-14/05 CBS	5	39	31	23	2						
7/29-8/2/05 CBS	7	41	29	21	2						
8/29-31/05 CBS	5	35	29	28	3						
10/3-5/05 CBS	4	39	27	28	2						
10/30-11/1/05 CBS	4	36	31	26	3						
12/2-6/05	6	40	28	24	2						
1/5-8/06 CBS	8	41	28	21	2						
1/20-25/06	8	37	30	24	1						
2/22-26/06 CBS	5	31	32	30	2						
3/9-12/06 CBS	4	36	28	29	3						
4/6-9/06 CBS	5	36	27	31	1						
4/28-30/06 CBS	5	36	29	26	4						
5/4-8/06	5	34	33	27	2						
7/21-25/06	4	37	30	27	2						
8/11-13/06 CBS	5	37	31	25	2						
8/17-21/06	5	32	33	29	2						
9/15-19/06	4	34	28	33	1						
10/5-8/06	3	28	30	36	2						
10/27-31/06	2	28	32	35	2						
12/8-10/06 CBS	2	23	32	39	4						
1/1-3/07 CBS	3	25	33	38	1						
1/18-21/07 CBS	1	22	34	41	2						
2/8-11/07 CBS	1	24	32	40	3						
2/24-27/07	3	20	31	43	3						
3/7-11/07	4	25	30	39	2						
4/9-12/07 CBS	2	29	30	36	3						
5/18-23/07	2	21	29	47	2						
6/26-28/07 CBS	1	21	30	47	1						
7/9-17/07	2	23	29	45	1						
7/20-22/07	3	29	31	35	2						
8/8-12/07 CBS	3	26	29	38	4						
9/4-8/07	4	29	32	32	2						
9/14-16/07 CBS	3	31	29	34	3						
10/12-16/07 CBS	2	32	30	33	3						
12/5-9/07	6	31	31	28	4						
1/9-12/08	4	34	29	30	3						
1/30-2/2/08 CBS	7	31	27	32	3						
2/20-24/08	6	37	30	24	3						
4/25-29/08	5	35	31	26	3						

67. Regardless of how you usually vote, do you think the Republican party or the Democratic party is more likely to improve the health care system?

	Republican	Democratic	Both(vol.)	Neither(vol.)	DK/NA
6/91	22	51	7	4	17
11/93	22	47	12	4	14
1/94	20	59	2	7	12
10/98B	24	57	3	3	13
1/99	25	59	2	5	9
11/99	28	54	3	5	10
7/00B*	28	52	7	4	9
9/00D*	27	53	3	5	12
1/21-24/02	28	51	5	4	11
7/13-16/02	22	58	4	4	11
10/3-5/02	22	62	4	4	9
5/9-12/03	29	51	3	6	11
5/4-8/06	19	62	2	6	10
2/23-27/07	19	62	1	8	9
4/25-29/08	19	63	1	9	8
<b>10/10-13/08</b>	<b>18</b>	<b>55</b>	<b>2</b>	<b>11</b>	<b>14</b>

68. Regardless of how you usually vote, do you think the Republican party or the Democratic party is more likely to make the right decisions about the war in Iraq?

	Republican	Democratic	Both(vol.)	Neither(vol.)	DK/NA
7/11-15/04	41	45	2	4	9
12/2-6/05	35	40	2	8	15
1/5-8/06 CBS	36	39	9	14	
3/9-12/06 CBS	35	41	2	8	14
4/6-9/06 CBS	33	44	2	8	13
5/4-8/06	30	48	3	5	15
7/21-25/06	36	42	1	7	14
8/11-13/06 CBS	35	38	2	12	13
9/15-19/06	37	42	2	5	14
10/5-8/06	34	45	2	6	13
3/7-11/07	32	45	1	9	13
5/18-23/07	33	51	2	4	9
9/4-8/07	32	42	1	9	16
12/5-9/07	30	45	2	9	14
4/25-29/08	34	50	3	4	8
<b>10/10-13/08</b>	<b>37</b>	<b>44</b>	<b>1</b>	<b>4</b>	<b>13</b>

69. Regardless of how you usually vote, do you think the Republican party or the Democratic party is more likely to ensure a strong economy?

	Republican	Democratic	Both(vol.)	Neither(vol.)	DK/NA
1/14-21/84*	46	39	2	2	11
9/30-10/4/84* <sup>1</sup>	52	28	2	4	14
10/8-10/88* <sup>2</sup>	51	31	2	3	13
3/4-6/91*	42	27	5	8	18
8/3-5/96*	46	38	3	3	10
8/12-14/96* CBS	43	36	1	5	15
8/16-18/96*	48	38	2	3	8
8/26-28/96* CBS	43	41	1	5	10
9/2-4/96*	39	43	1	5	13
11/4-7/99	39	43	2	4	12
7/20/23/00*	43	39	6	3	9
8/18-20/00*	37	45	4	4	10
3/22/03	35	41	2	5	18
3/23/03	37	40	2	5	16
3/24/03	37	39	2	3	20
3/22-24/03	36	40	2	4	18
5/9-12/03	42	41	1	6	10
11/10-12/03* CBS	35	47	3	5	10
12/10-13/03	34	43	2	6	15
12/14-16/03	40	38	2	4	16
12/2-6/05	37	45	2	6	11
3/9-12/06 CBS	34	48	1	4	13
4/6-9/06 CBS	36	46	2	5	11
7/21-25/06	36	48	1	4	10
8/11-13/06 CBS	36	49	1	5	9
9/15-19/06	35	50	3	3	9
10/5-8/06	36	51	1	3	8
12/5-9/07	31	49	2	6	12
4/25-29/08	28	56	2	5	9
7/7-14/08*	31	51	2	6	11
<b>10/10-13/08*</b>	<b>29</b>	<b>47</b>	<b>3</b>	<b>7</b>	<b>14</b>

<sup>1</sup>QUESTION READ: REGARDLESS OF HOW YOU INTEND TO VOTE, DO...

<sup>2</sup>QUESTION READ: REGARDLESS OF WHICH PRESIDENTIAL CANDIDATE YOU INTEND TO VOTE FOR NEXT MONTH, DO...

70. Do you approve or disapprove of the federal government's providing money to financial institutions to help them get out of their financial crisis?

	Approve	Disapprove	Depends(vol.)	DK/NA
9/27-30/08 CBS	43	43	5	9
10/3-5/08 CBS	36	52	5	7
<b>10/10-13/08</b>	<b>38</b>	<b>48</b>	<b>5</b>	<b>9</b>

RELATED TREND: DO YOU APPROVE OR DISAPPROVE OF THE FEDERAL GOVERNMENT'S PLAN TO PROVIDE MONEY TO FINANCIAL INSTITUTIONS TO HELP THEM GET OUT OF THEIR FINANCIAL CRISIS?

	APPROVE	DISAPPROVE	DK/NA
9/21-24/08	42	46	12



71. Do you think the federal government should provide financial help to homeowners who are having trouble repaying their mortgages because their rates went up or shouldn't the federal government do this?

	Should	Should not	DK/NA
9/22-24/08	58	34	8
9/27-30/08 CBS	60	35	6
10/3-5/08 CBS	54	37	9
<b>10/10-13/08</b>	<b>52</b>	<b>38</b>	<b>10</b>

72. Do you approve or disapprove of the economic bailout plan that was passed by Congress and signed into law by the President?

	Approve	Disapprove	DK/NA
<b>10/10-13/08</b>	<b>28</b>	<b>53</b>	<b>19</b>

RELATED TREND: DO YOU APPROVE OR DISAPPROVE OF THE ECONOMIC BAILOUT PLAN THAT WAS VOTED ON BY CONGRESS THIS PAST WEEK?

	APPROVE	DISAPPROVE	DK/NA
10/3-5/08 CBS	31	51	18

73. From what you know, do you think the economic bailout plan passed by Congress in an effort to lessen the current economic crisis will make things better, make things worse, or will it have no impact?

	Better	Worse	No impact	DK/NA
<b>10/10-13/08</b>	<b>34</b>	<b>15</b>	<b>38</b>	<b>13</b>

74. Who do you think will benefit from the government money used in the plan – mostly just a few big investors and people who work on Wall Street, or homeowners and people throughout the country as well?

	Just Wall Street	People throughout country	Neither(vol.)	DK/NA
9/27-30/08 CBS	54	39	1	7
10/3-5/08 CBS	60	30	-	10
<b>10/10-13/08</b>	<b>63</b>	<b>28</b>	<b>1</b>	<b>8</b>

82. Which best describes you? 1. November 4<sup>th</sup> will be the first time you vote, or 2. You voted for the first time earlier in 2008 or 3. You have voted in elections before 2008.

	First time voter	Voted earlier in 2008	Voted before	DK/NA
<b>10/10-13/08</b>	<b>10</b>	<b>1</b>	<b>83</b>	<b>6</b>

84. Do you currently rent your home, or are you buying it with a mortgage, or is it entirely paid for?

	Rent	Buying with mortgage	Entirely paid for	DK/NA
<b>10/10-13/08</b>	<b>25</b>	<b>45</b>	<b>25</b>	<b>4</b>

85. AMONG THOSE WHO HAVE A MORTGAGE: How concerned are you about not being able to pay your mortgage – very concerned, somewhat concerned, or not at all concerned?

	Very	Somewhat	Not at all
2/20-24/08	13	24	63
9/21-24/08	17	31	52
<b>10/10-13/08</b>	<b>19</b>	<b>24</b>	<b>56</b>

86. In the last twelve months, has any adult in your household been out of work and actively looking for a job?

	Yes	No	DK/NA
4/3-7/78	25	73	2
1/11-15/82	32	67	1
3/11-15/82	29	71	-
5/19-23/82	32	67	1
1/16-19/83	36	64	1
4/7-11/83	36	64	-
4/1-3/91	31	68	1
11/18-22/91	26	73	1
1/14-19/92 CBS	31	69	
7/8-11/92	29	70	1
8/6-7/02 CBS	29	71	
9/12-16/08	29	71	-
<b>10/10-13/08</b>	<b>25</b>	<b>74</b>	<b>-</b>

87. How concerned are you that in the next 12 months you or someone else in your household might be out of work and looking for a job - very concerned, somewhat concerned, or not concerned at all?

	Very	Somewhat	Not at all	DK/NA
3/31-4/2/96	37	25	37	1
9/2-4/96	21	26	51	2
10/3-5/02	31	20	48	1
4/23-27/04	33	25	41	1
5/20-23/04 CBS	31	29	40	
6/23-27/04	28	27	45	-
9/12-16/04	30	26	44	-
10/14-15/04*	20	26	54	
6/10-15/05	20	18	61	1
9/12-16/08	21	23	56	-
<b>10/10-13/08</b>	<b>23</b>	<b>28</b>	<b>49</b>	<b>1</b>

88. Think about your household income, would say that it is more than enough so that you can save and buy some extras, just enough to meet your bills and obligations, or it is not enough to meet your bills and obligations?

	Can save and buy extras	Just enough to pay bills and obligations	Not enough to pay bills etc.	DK/NA
3/31-4/2/96	27	55	16	2
5/31-6/3/96	24	57	19	1
1/14-18/05	33	48	17	2
7/21-25/06	35	52	12	-
9/15-19/06	34	51	15	-
10/5-8/06	36	46	17	1
10/27-31/06	38	44	17	1
2/24-27/07	37	49	13	1
4/20-24/07	41	48	11	1
12/5-9/07	35	51	13	1
1/30-2/2/08 CBS	33	46	21	
2/20-24/08	38	46	13	2
4/25-29/08	27	48	23	1
5/30-6/3/08 CBS	33	47	18	2
9/12-16/08	37	44	17	2
9/21-24/08	36	44	19	1
<b>10/10-13/08</b>	<b>30</b>	<b>51</b>	<b>18</b>	<b>1</b>

89. Have you been contacted on behalf of either Presidential candidate over the past couple of weeks – whether it was by a letter in the mail, by email, by telephone, or in person by a campaign worker? If YES, ask: For which candidate?

	No contact	McCain	Obama	Both	Other	DK/NA
10/10-13/08	69	7	13	9	-	2

90. If you do vote in the November 4th election, will you vote by mail or by turning in an absentee ballot, OR will you vote at your precinct polling place on Election Day? IF ABSENTEE ASK: As of today, have you already returned your absentee ballot or are you still planning to vote absentee?

	10/10-13/08*
Mail/absentee ballot - already returned	2
Mail/absentee - planning to vote	15
Precinct voter	76
Early voter - already voted(vol.)	1
Early voter - planning to vote(vol.)	6
DK/NA	1

Did you vote in the 2004 presidential election, did something prevent you from voting, or did you choose not to vote? IF VOTED, ASK: Did you vote for John Kerry, George W. Bush, or Ralph Nader?

	Kerry	Bush	Nader	Voted, won't say whom(vol.)	Didn't vote	DK/NA
10/10-13/08*	39	40	2	2	17	1

Did you vote in a Democratic primary or caucus this year, or not? IF VOTED IN DEMOCRATIC PRIMARY OR CAUCUS, ASK: Did you vote for Barack Obama, Hillary Clinton, or someone else? IF VOTED IN A DEMOCRATIC PRIMARY OR CAUCUS, ASK: Did you vote for Barack Obama, Hillary Clinton, or someone else?

	10/10-13/08*
Obama	14
Clinton	14
Someone else	3
Republican primary	19
Didn't vote	48
Never vote(vol.)	1
DK/NA	2

92. If you were asked to use one of these five names for your social class, which would you say you belong in – upper class, upper-middle class, middle class, working class, or lower class?

	Upper	Upper-middle	Middle	Working	Lower	DK/NA
10/10-13/08	1	9	46	37	6	1

93. Would you say you attend religious services every week, almost every week, once or twice a month, a few times a year, or never?

	Every week	Almost every week	Once/twice month	Few times a year	Never	DK/NA
10/10-13/08	29	12	11	28	21	1

Some people think of themselves as evangelical or born again Christians. Do you ever think of yourself in either of these ways?

	Yes	No	DK/NA
10/10-13/08	29	70	1

What is your religious preference today?

	Protestant	Catholic	Jewish	Other	None	DK/NA
10/10-13/08	51	23	2	7	15	2

Are you now married, widowed, divorced, separated, or have you never been married?

	Married	Widowed	Divorced	Separated	Never married
10/10-13/08	57	6	10	2	25

Generally speaking, do you usually consider yourself a Republican, a Democrat, an Independent, or what?

	Rep	Dem	Ind	DK/NA		Rep	Dem	Ind	DK/NA
1/92A	29	35	31	5	7/00B	31	36	26	7
1/92B	28	32	35	5	9/00A	31	33	27	9
2/92A	32	37	27	4	9/00D	28	37	27	8
2/92B	30	33	32	5	10/00	29	35	30	7
3/92	30	38	27	5	11/00	27	36	29	9
4/92	30	38	27	5	11/00L	31	34	28	7
5/92A	30	33	31	6	3/8-12/01	31	35	29	5
6/92	33	33	29	5	6/14-18/01	27	36	30	7
7/92	29	34	32	5	10/25-28/01	32	37	23	8
7/92B	26	38	28	8	12/7-10/01	30	32	30	8
8/92A	28	33	33	5	1/21-24/02	28	34	31	7
8/92D	27	32	33	8	4/28-5/1/02	33	37	23	8
8/92E	28	35	29	8	7/13-16/02	28	34	33	5
9/92A	28	34	33	5	9/2-5/02	29	35	26	10
10/92A	29	35	31	5	10/3-5/02	27	38	28	7
10/92C	29	36	31	5	10/27-31/02	31	34	28	7
10/92D	28	37	31	4	11/20-24/02	29	32	31	8
10/92E	28	38	29	5	1/19-22/03	29	32	33	6
12/92	28	39	28	5	2/10-12/03	28	34	31	6
1/93	30	36	28	6	3/7-9/03	29	32	30	9
2/93	28	36	30	6	4/11-13/03	31	30	32	6
3/93	26	37	30	7	7/13-27/03	27	32	34	7
5/93A	29	34	29	8	9/28-10/1/03	31	35	30	4
6/93A	29	34	32	5	12/10-13/03	27	33	35	6
6/93B	31	37	27	5	12/14-15/03	28	31	35	6
9/93	26	36	32	6	1/12-15/04	28	32	33	8
11/93	29	38	29	4	3/10-14/04	31	30	32	7
1/94	30	30	34	6	4/23-27/04	29	35	29	7
2/94	28	33	32	7	6/23-27/04	29	35	29	7
3/94	30	34	29	7	7/11-15/04	29	37	30	4
4/94	32	32	30	6	9/12-16/04	33	31	29	7
7/94	27	35	31	6	10/1-3/04	29	34	28	10
9/94	28	36	34	3	10/14-17/04	30	34	29	7
11/94	31	34	29	6	10/28-30/04	30	35	30	6
12/94	31	32	29	7	11/18-21/04	29	36	30	5
2/95	30	33	32	5	1/14-18/05	31	34	28	8
4/95	30	30	34	6	2/24-28/05	29	36	29	6
8/95	30	35	29	6	6/10-15/05	28	34	31	6
9/95	28	33	30	9	9/9-13/05	26	36	28	9
10/95	31	35	27	7	12/2-6/05	28	32	33	7
12/95	32	35	26	6	1/20-25/06	29	34	33	4
12/95	27	33	33	7	5/4-8/06	25	37	34	4
1/96	29	35	31	5	7/21-25/06	31	33	30	5
2/96	30	35	31	4	8/17-21/06	30	35	27	8
4/96	31	36	28	5	9/15-19/06	30	32	32	5
6/96	27	39	29	5	10/5-8/06	30	35	30	6
6/96 NYT	26	37	32	5	10/27-31/06	28	35	31	7
7/96	31	34	29	6	2/24-27/07	25	35	33	6
8/96	32	41	24	3	3/7-11/07	27	35	33	6
8/96C	30	34	28	8	4/20-24/07	24	34	36	6
9/96	29	36	29	6	5/18-23/07	29	37	32	3
10/96	28	40	25	7	7/9-17/07	28	34	34	4
10/96C	28	37	27	7	7/20-22/07	24	32	36	9
11/96	28	38	28	7	9/4-8/07	31	32	33	5
12/96	28	39	24	9	12/5-9/07	26	35	31	8
1/97	29	32	33	6	1/9-12/08	28	40	27	5
4/97	29	36	26	8	2/20-24/08	27	38	29	6
1/98	27	34	30	8	3/28-4/2/08	26	41	27	6
1/98B	26	35	31	7	4/25-29/08	27	37	31	5
2/98	31	32	30	8	5/1-3/08	29	39	27	5
4/98	28	31	33	8	7/7-14/08	26	37	31	6
6/98	28	32	30	10	8/15-20/08	29	37	26	8
7/98	28	35	30	7	9/12-16/08	28	39	26	7
8/98	26	37	29	8	9/21-24/08	28	34	32	6
9/98B	26	35	31	7	<b>10/10-13/08</b>	<b>28</b>	<b>36</b>	<b>29</b>	<b>7</b>
9/98C	27	35	32	6					
10/98A	24	37	32	7					
10/98B	27	39	28	6					
12/98	27	37	30	6					
1/99	25	37	33	5					
4/99	30	34	28	7					
11/99	28	37	30	5					
2/00	28	37	28	6					
5/00	31	34	27	7					

How would you describe your views on most political matters? Generally, do you think of yourself as liberal, moderate, or conservative?

	Lib	Mod	Con	DK/NA		Lib	Mod	Con	DK/NA
1/92A	19	41	34	6	7/00B	22	43	30	5
1/92B	21	43	30	5	9/00A	20	42	32	6
2/92A	19	39	36	6	9/00D	20	42	32	5
2/92B	20	43	31	6	12/7-10/01	23	39	33	4
3/92	20	47	30	4	1/21-24/02	22	44	29	5
4/92	18	44	33	4	4/28-5/1/02	22	38	35	6
5/92A	21	40	34	4	7/13-16/02	21	44	32	4
6/92	23	39	32	6	9/2-5/02	20	39	36	5
7/92	20	42	32	6	10/3-5/02	18	45	34	3
7/92B	21	41	30	8	10/27-31/02	20	38	37	5
8/92A	20	45	30	6	11/20-24/02	20	44	30	6
8/92D	22	44	27	7	1/19-22/03	19	45	32	3
9/92A	19	46	31	4	2/10-12/03	21	41	35	3
10/92C	22	39	34	5	3/7-9/03	18	45	35	3
10/92D	21	39	33	6	4/11-13/03	19	45	33	3
10/92E	21	40	33	6	7/13-27/03	22	40	34	5
2/92	20	41	34	5	9/28-10/1/03	19	42	34	5
1/93	18	45	32	6	12/10-13/03	20	45	31	4
2/93	23	41	31	5	12/14-15/03	19	39	37	5
3/93	22	39	34	5	1/12-15/04	20	43	31	5
5/93A	21	41	33	5	3/10-14/04	21	40	34	5
6/93A	19	43	32	6	4/23-27/04	22	42	30	6
6/93B	19	44	31	6	6/23-27/04	21	42	32	5
9/93	19	43	34	4	7/11-15/04	22	41	34	3
11/93	21	41	33	5	9/12-16/04	20	40	36	4
1/94	17	44	34	6	10/1-3/04	24	36	35	6
2/94	18	41	34	7	10/14-17/04	19	42	33	6
3/94	21	38	35	5	10/28-30/04	17	42	35	5
4/94	19	42	33	6	11/18-21/04	22	41	33	4
9/94	20	42	35	4	1/14-18/05	20	41	33	6
11/94	20	41	35	4	2/24-28/05	23	38	35	5
12/94	18	40	36	6	6/10-15/05	20	43	33	4
2/95	19	39	37	4	9/9-13/05	18	43	34	5
4/95	19	42	34	5	12/2-6/05	18	45	32	5
8/95	19	40	35	5	1/20-25/06	21	45	30	4
9/95	20	39	33	8	5/4-8/06	25	37	34	4
12/95	32	35	26	6	7/21-25/06	21	39	36	4
12/95	27	33	33	7	8/17-21/06	24	38	33	5
10/95	16	44	34	5	9/15-19/06	17	43	35	4
12/95	17	46	33	4	10/5-8/06	23	39	34	3
12/95	15	46	34	5	10/27-31/06	20	45	30	5
1/96	20	42	35	4	2/24-27/07	20	42	33	6
2/96	17	45	34	4	3/7-11/07	20	40	36	4
4/96	18	47	31	4	4/20-24/07	21	42	33	5
6/96	19	46	29	6	5/18-23/07	20	43	32	5
6/96	16	48	32	4	7/9-17/07	19	44	33	4
7/96	20	42	34	3	7/20-22/07	15	48	31	5
8/96	17	47	30	6	9/4-8/07	22	42	32	4
8/96C	18	43	33	6	12/5-9/07	22	43	31	4
9/96	16	44	34	6	1/9-12/08	25	39	32	4
10/96	16	47	31	7	2/20-24/08	23	41	29	6
10/96C	18	45	32	6	3/28-4/2/08	21	39	34	5
11/96	15	48	32	6	4/25-29/08	22	41	33	4
12/96	17	40	35	8	5/1-3/08	15	49	32	4
1/97	17	46	33	4	7/7-14/08	22	41	32	5
4/97	19	42	34	5	8/15-20/08	24	36	35	5
12/97	21	42	33	5	9/12-16/08	24	39	33	4
1/98	19	40	33	7	9/21-24/08	22	38	36	4
2/98	21	42	33	4	<b>10/10-13/08</b>	<b>18</b>	<b>49</b>	<b>29</b>	<b>4</b>
4/98	18	42	35	5					
6/98	20	39	34	7					
7/98	20	42	33	5					
8/98	21	43	31	5					
9/98	21	41	34	5					
9/98C	21	41	31	6					
10/98B	20	41	33	5					
12/98	20	41	34	5					
1/99	20	45	30	4					
4/99	19	46	29	6					
11/99	22	43	31	5					
2/00	21	44	31	4					
5/00	21	41	34	4					
7/00	22	38	33	7					

What was the last grade in school you completed?

	Not a H.S. grad	H.S. grad	Some college	College grad	Post Grad	Refused
10/10-13/08	9	35	28	18	9	-

How old are you?

	18-29	30-44	45-64	Over 64
10/10-13/08	22	29	33	16

Are you of Hispanic origin or descent, or not?

	Hispanic	Not Hispanic	DK/NA
10/10-13/08	7	93	1

Are you white, black, Asian or some other race?

	White	Black	Asian	Other	Refused
10/10-13/08	81	11	2	6	1

Was your total family income in 2005 UNDER or OVER \$50,000? IF UNDER, ASK: Was it under \$15,000, between \$15,000 and \$30,000, or between \$30,000 and \$50,000? IF OVER, ASK: Was it between \$50,000 and \$75,000 or between \$75,000 and \$100,000 or was it over \$100,000?

	Under \$15,000	\$15,000- \$29,999	\$30,000- \$49,999	\$50,000- \$74,999	\$75,000- \$100,000	Over \$100,000	Refused
10/10-13/08	6	15	21	27	10	14	6

	Male	Female
10/10-13/08	48	52